



(19) **United States**

(12) **Patent Application Publication**  
**Jiao et al.**

(10) **Pub. No.: US 2017/0103469 A1**

(43) **Pub. Date: Apr. 13, 2017**

(54) **SYSTEM AND METHOD FOR USING SOCIAL NETWORK CONTENT TO DETERMINE A LIFESTYLE CATEGORY OF USERS**

**Related U.S. Application Data**

(63) Continuation-in-part of application No. 14/642,709, filed on Mar. 9, 2015, which is a continuation-in-part of application No. 14/542,347, filed on Nov. 14, 2014.

(71) Applicant: **Health Equity Labs, Mountain View, CA (US)**  
  
(72) Inventors: **Shuo Jiao, Sunnyvale, CA (US); Munjal Shah, Los Altos, CA (US); Ryan Hinchey, Mountain View, CA (US); Cathy Ye Fan, San Francisco, CA (US); Ardaman Singh, Union City, CA (US)**

**Publication Classification**

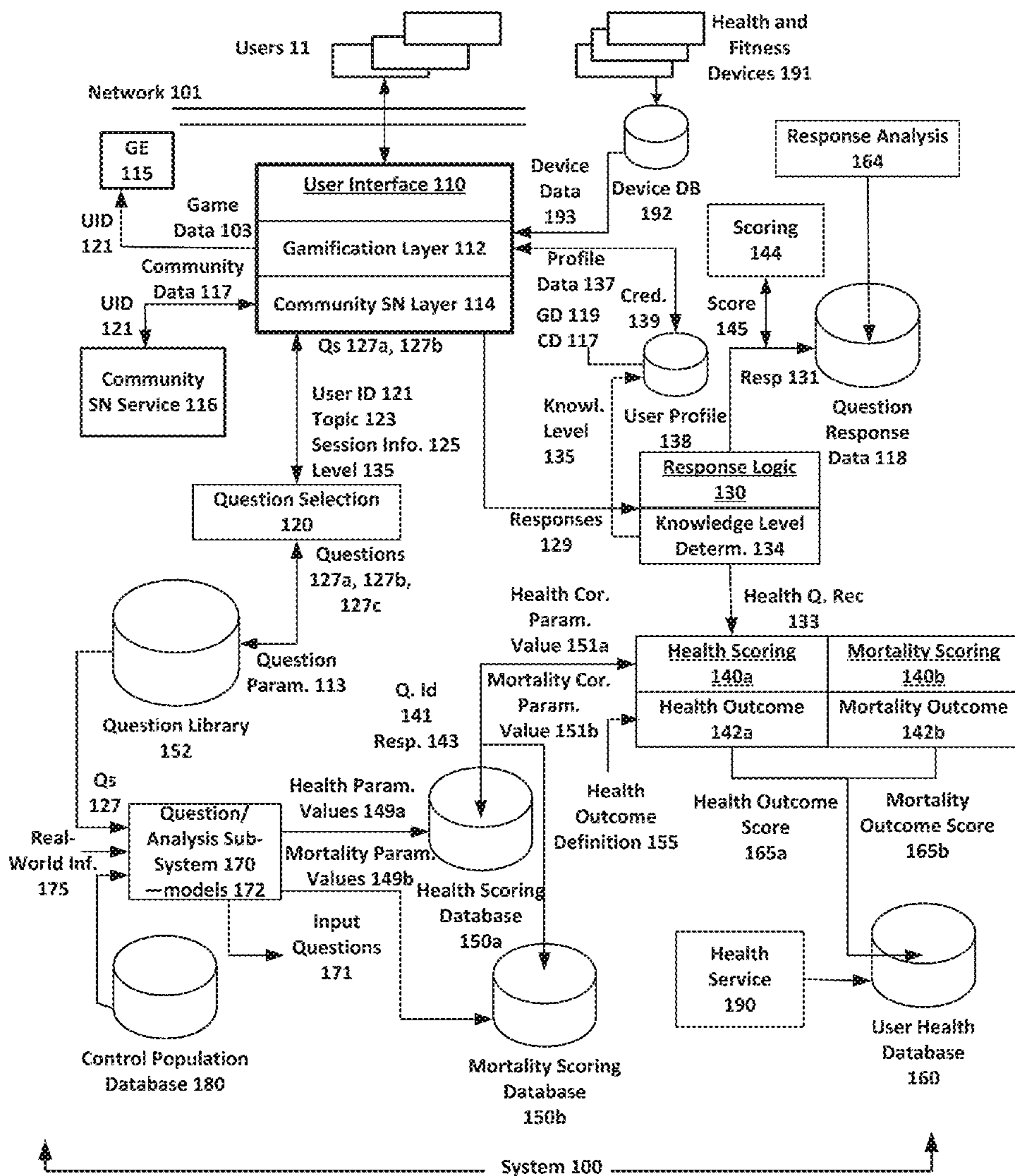
(51) **Int. Cl.**  
**G06Q 50/00** (2006.01)  
**G06Q 40/08** (2006.01)  
(52) **U.S. Cl.**  
CPC ..... **G06Q 50/01** (2013.01); **G06Q 40/08** (2013.01)

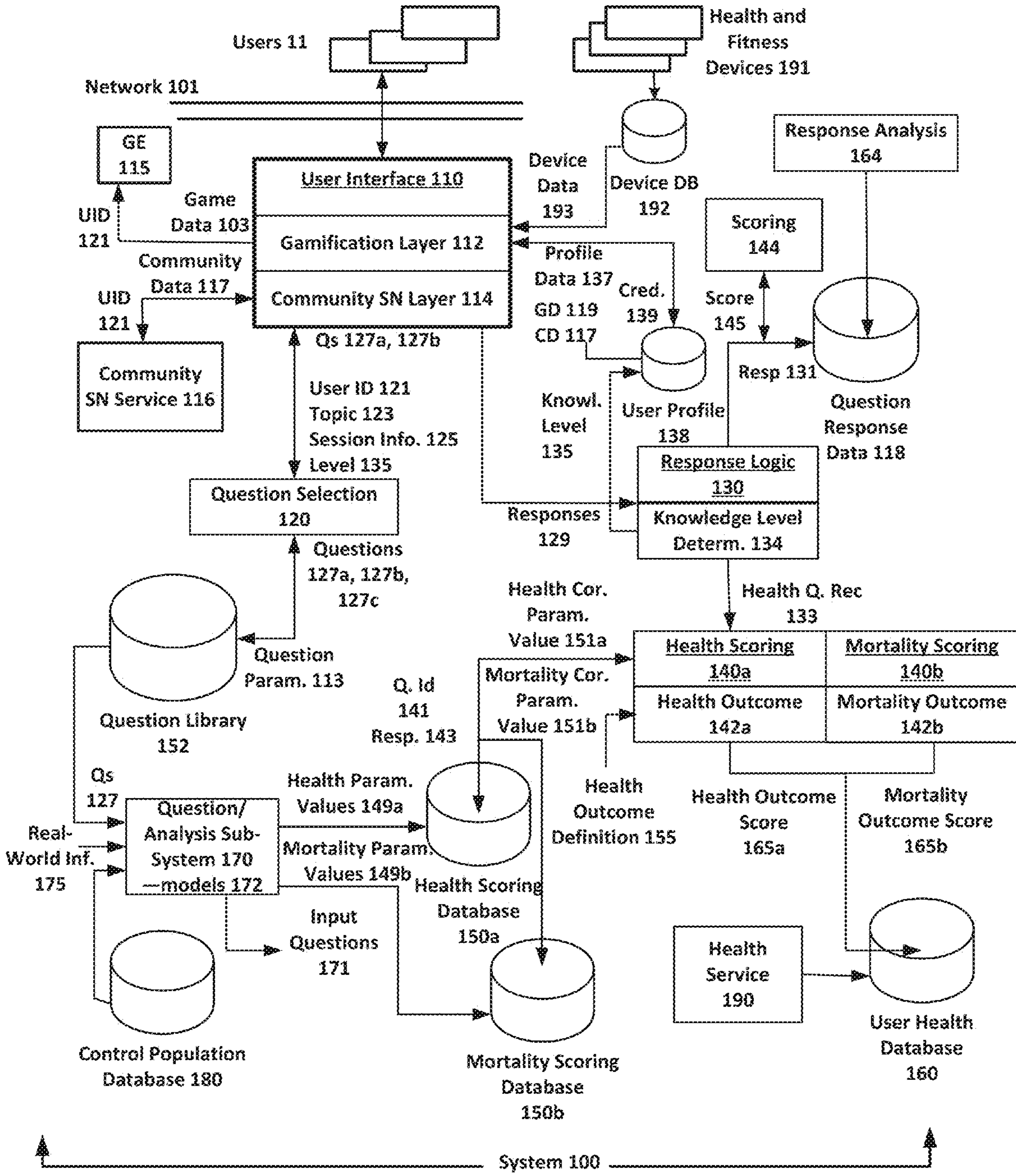
(21) Appl. No.: **15/273,602**

(57) **ABSTRACT**

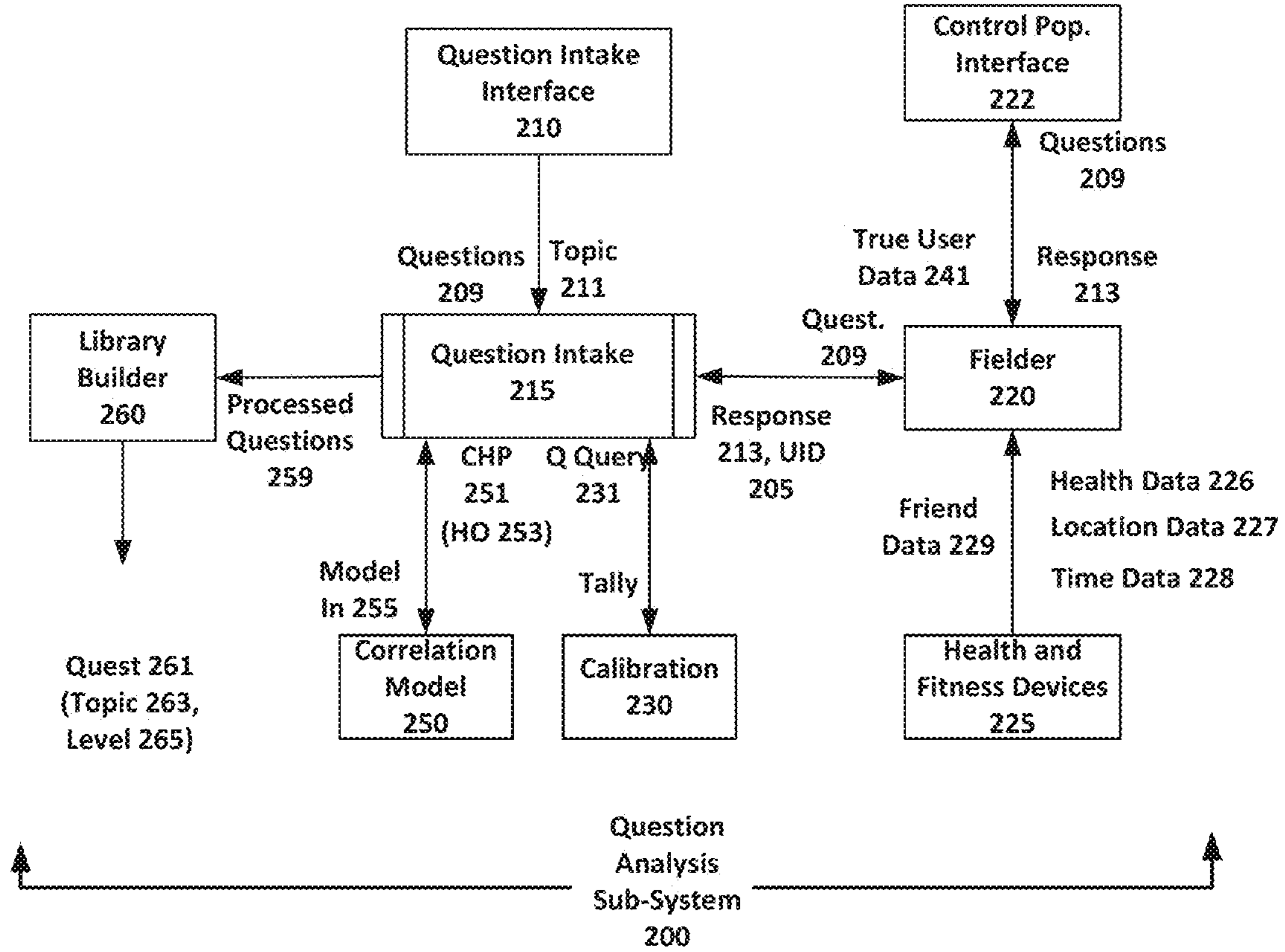
Examples described herein include a computer system to obtain social network content from a user, and to analyze the social network content to determine one or more attributes. The computer system predicts a lifestyle category of the user based at least in part on the determined one or more attributes.

(22) Filed: **Sep. 22, 2016**





**FIG. 1**



**FIG. 2**

300

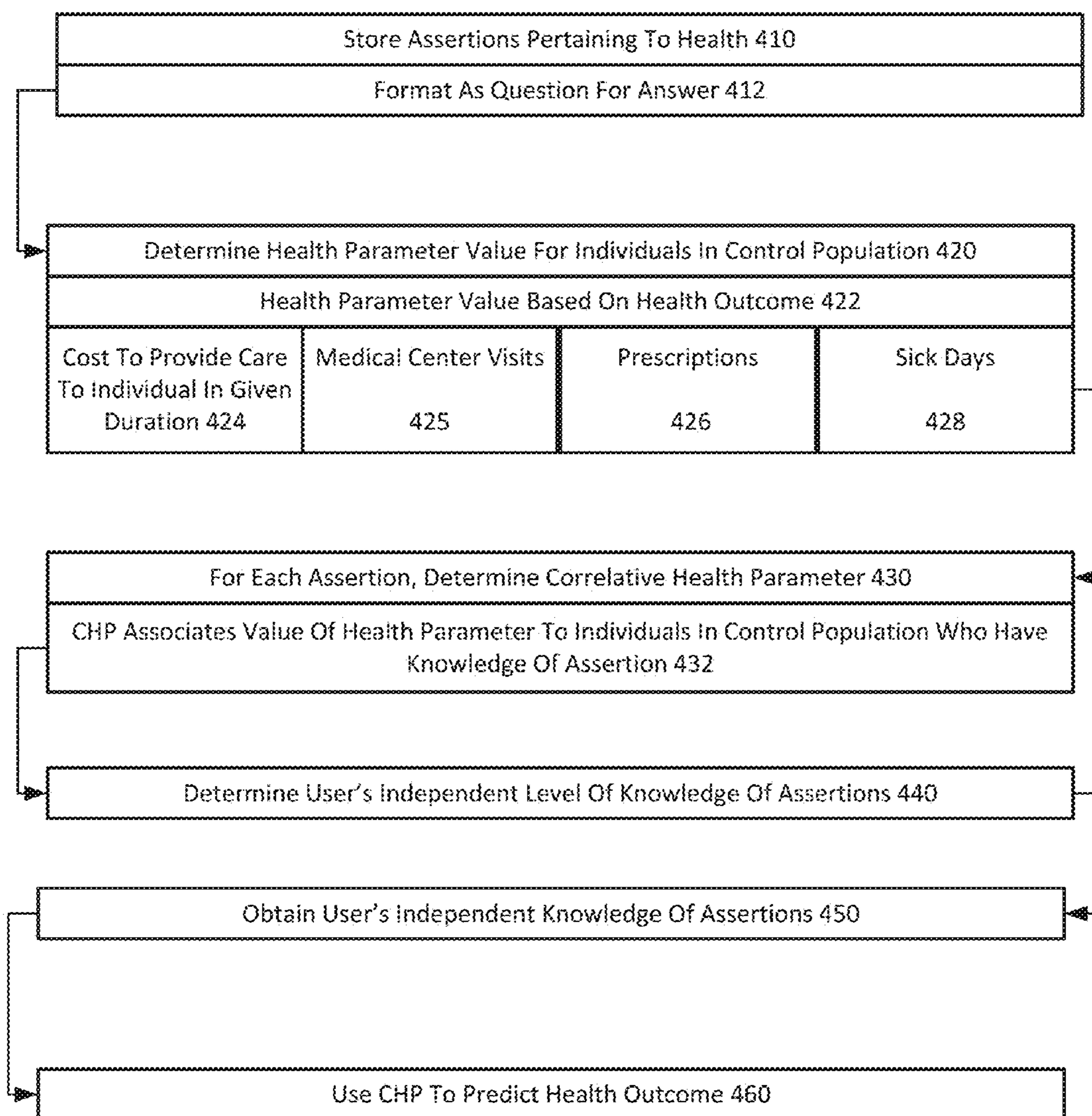
301

303

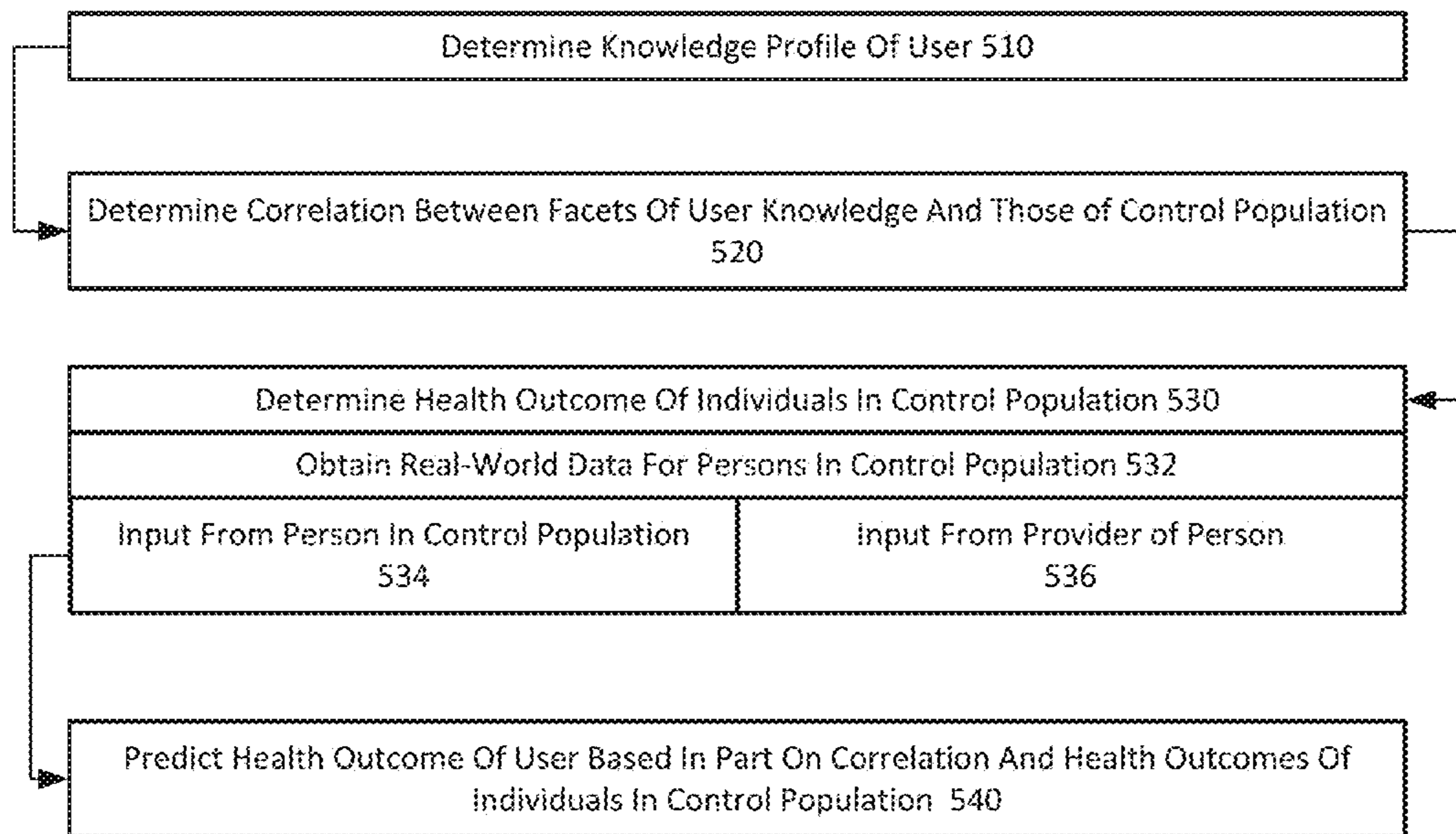
305

QID	HO1	HO2	HO3	HO4	Topic1	Topic2	Topicn
0001	CF1	0	0	0	TCF1	TCF2	0
0002	0	CF2	0	0	0	TCF4	
0003	0	0	0	CF4	0	0	TCF5
0004	0	0	CF3	0	0	0	
0005	0	0	0	0	0	0	
0006	0	0	0	0	0	0	

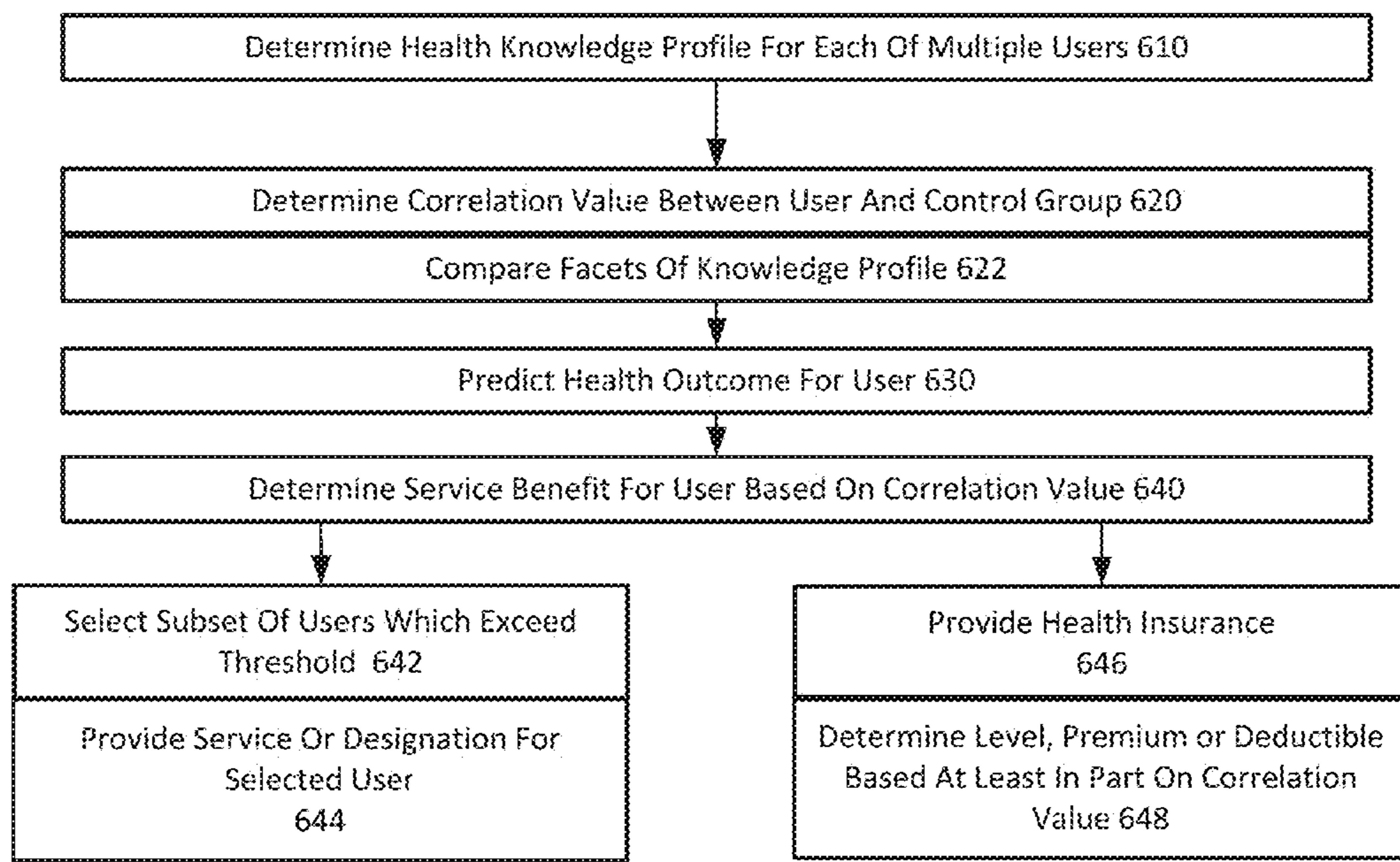
**FIG. 3**



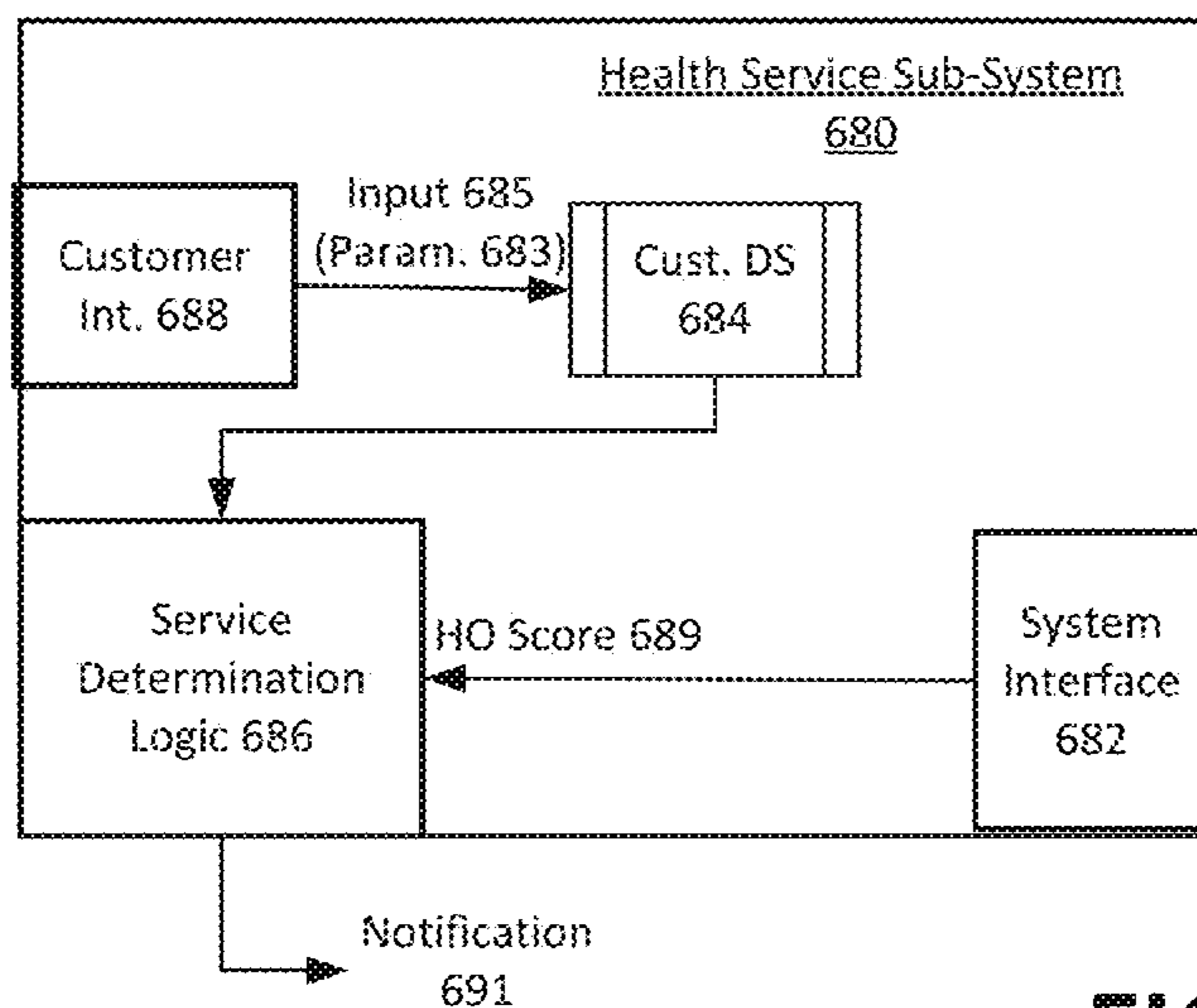
**FIG. 4**



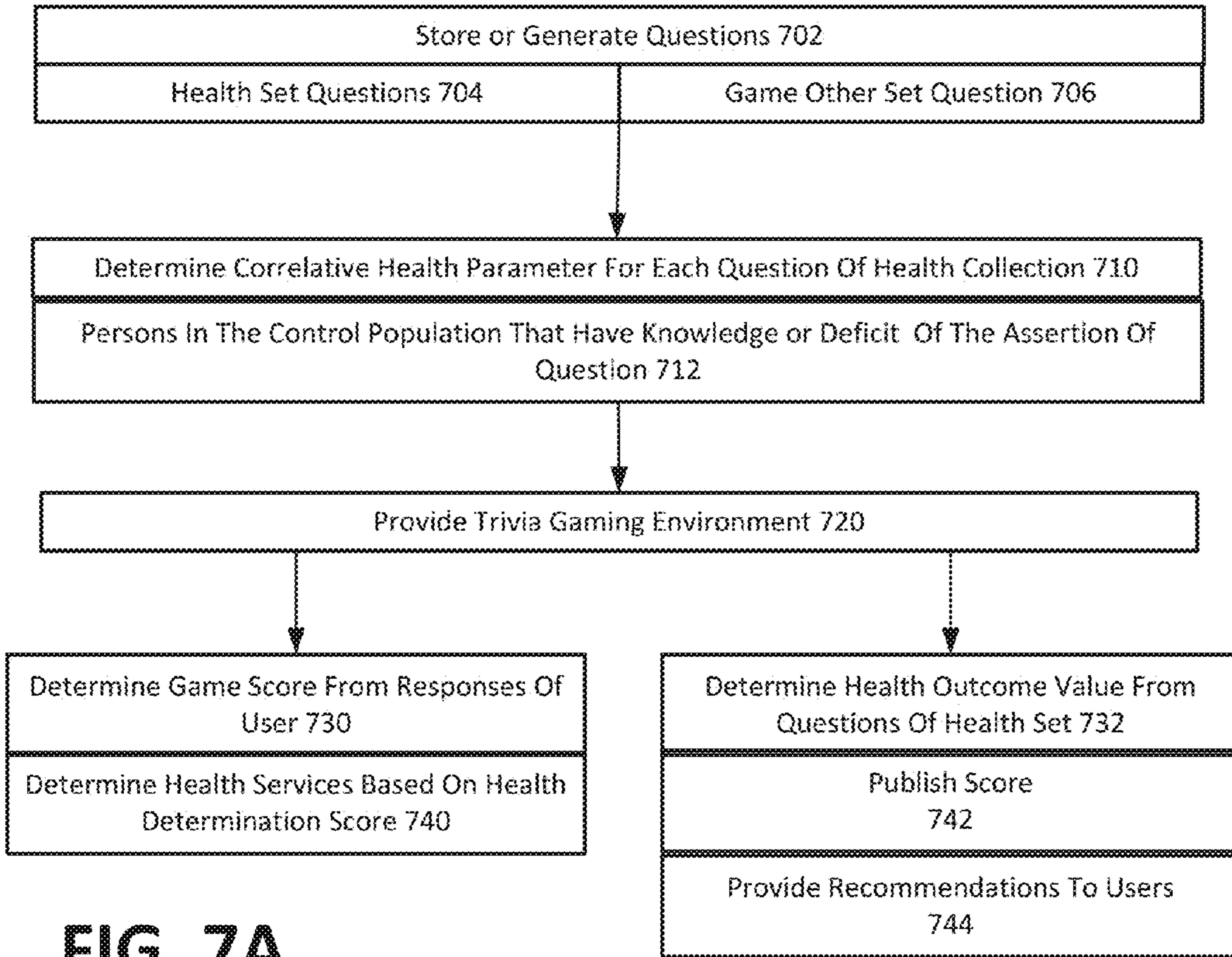
**FIG. 5**



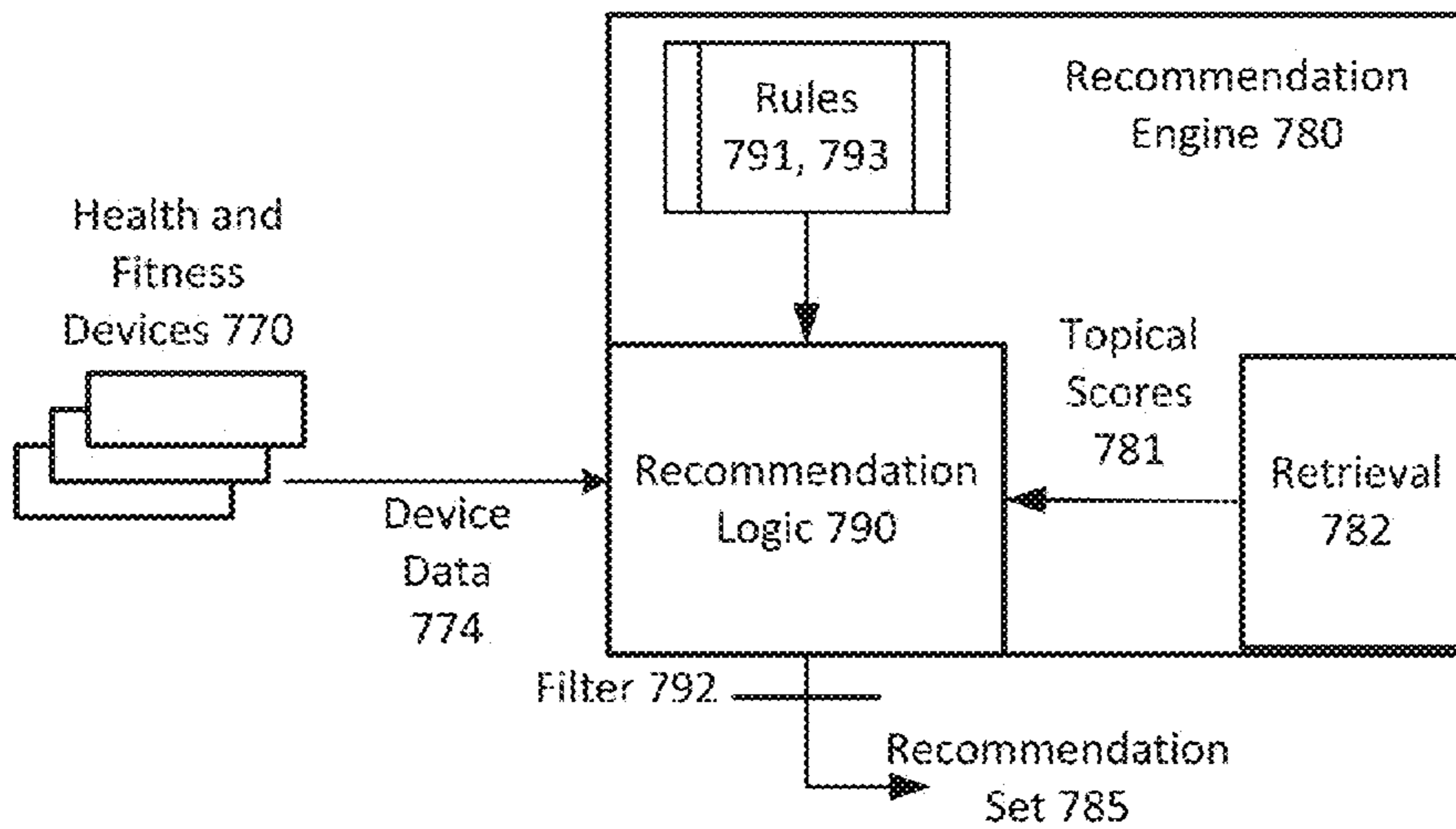
**FIG. 6A**



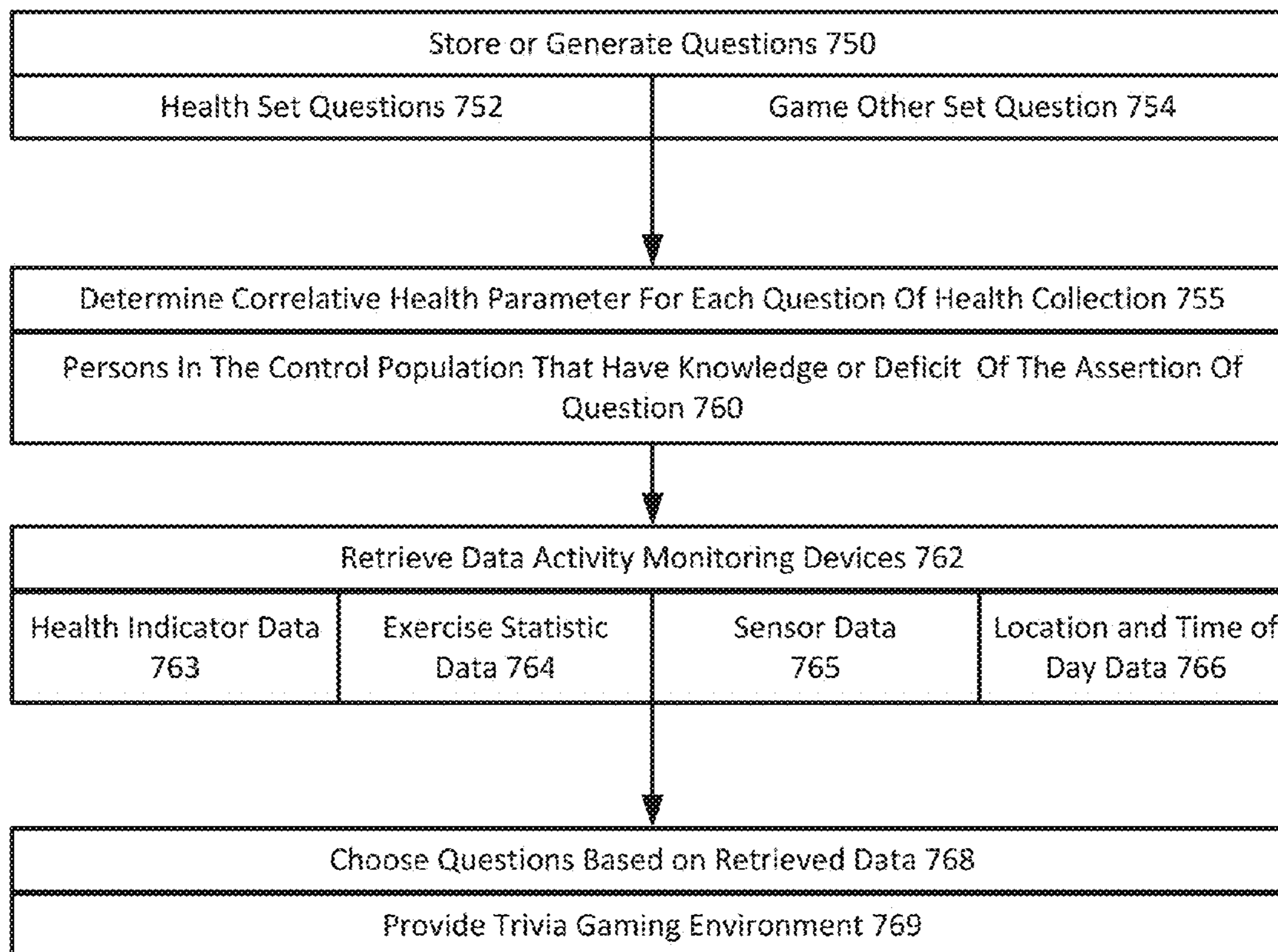
**FIG. 6B**



**FIG. 7A**

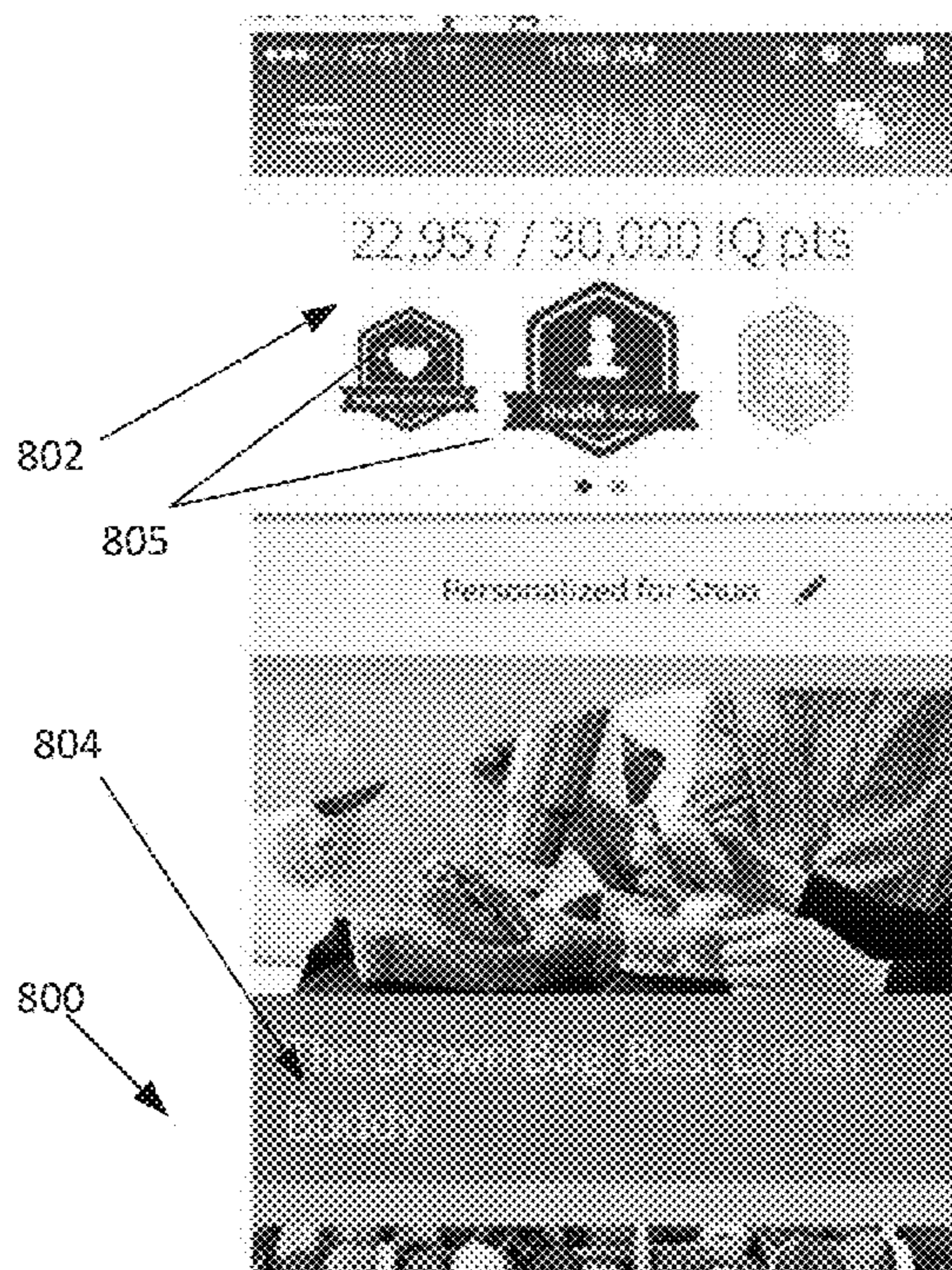


**FIG. 7B**

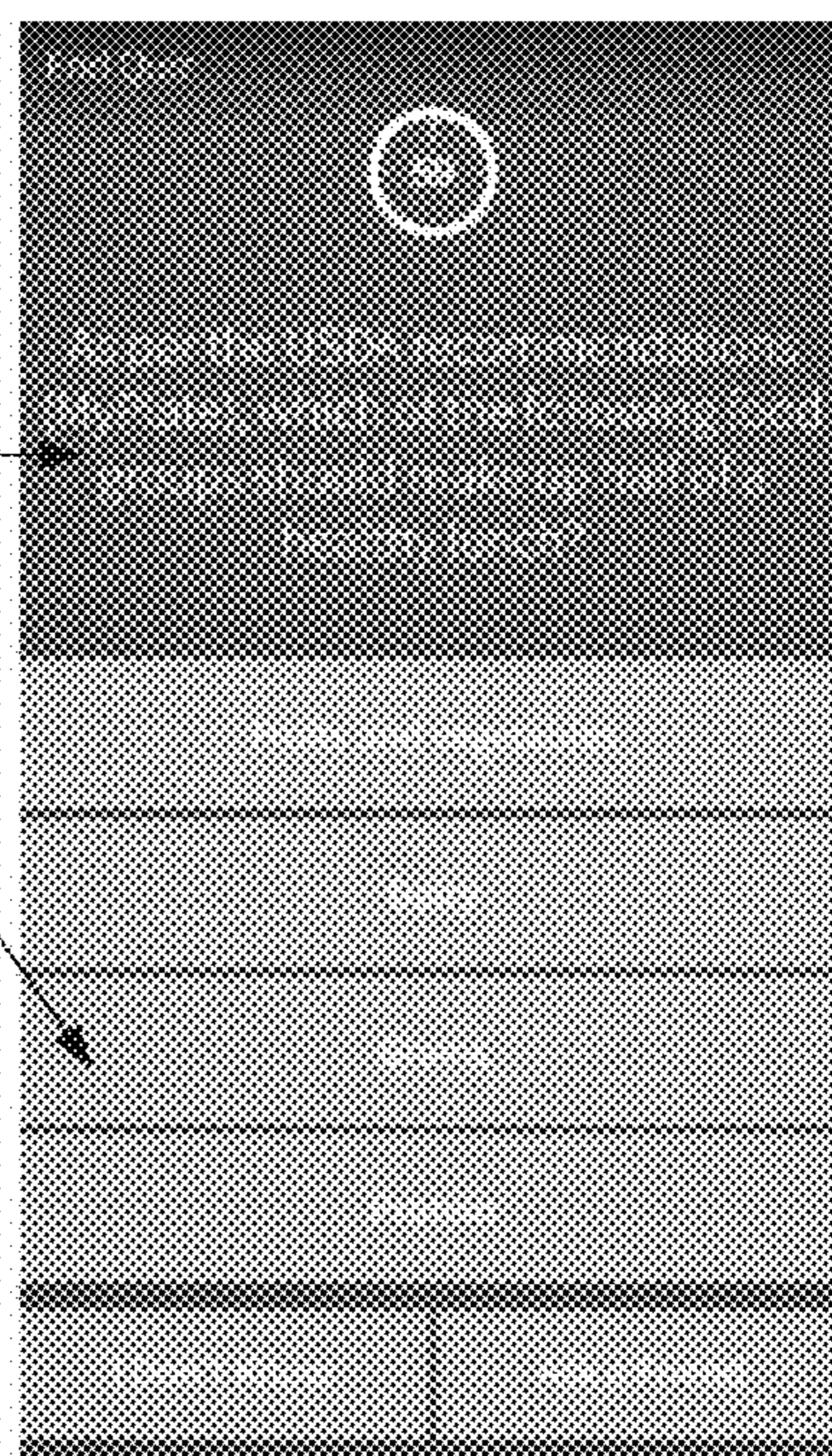


**FIG. 7C**

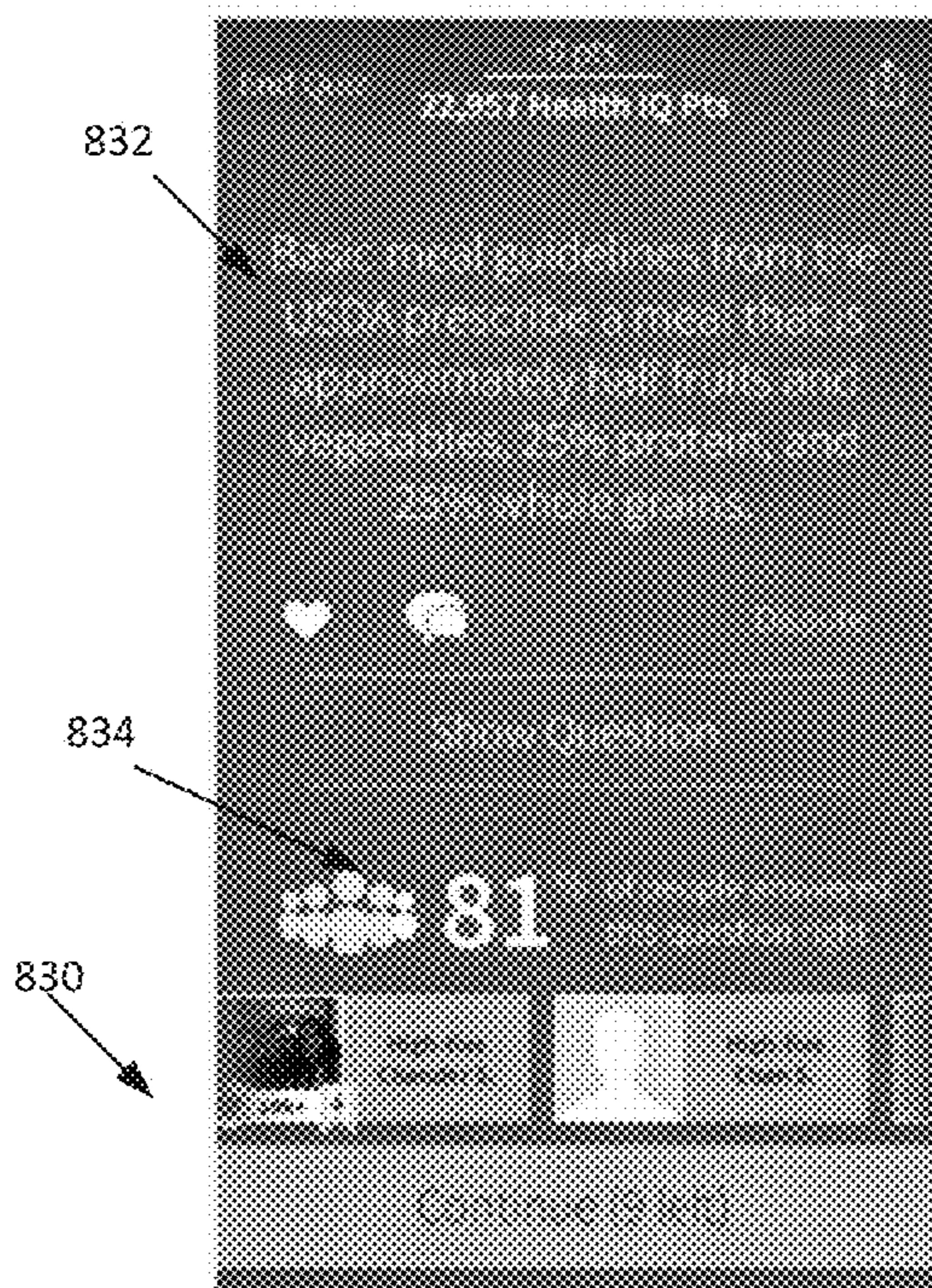




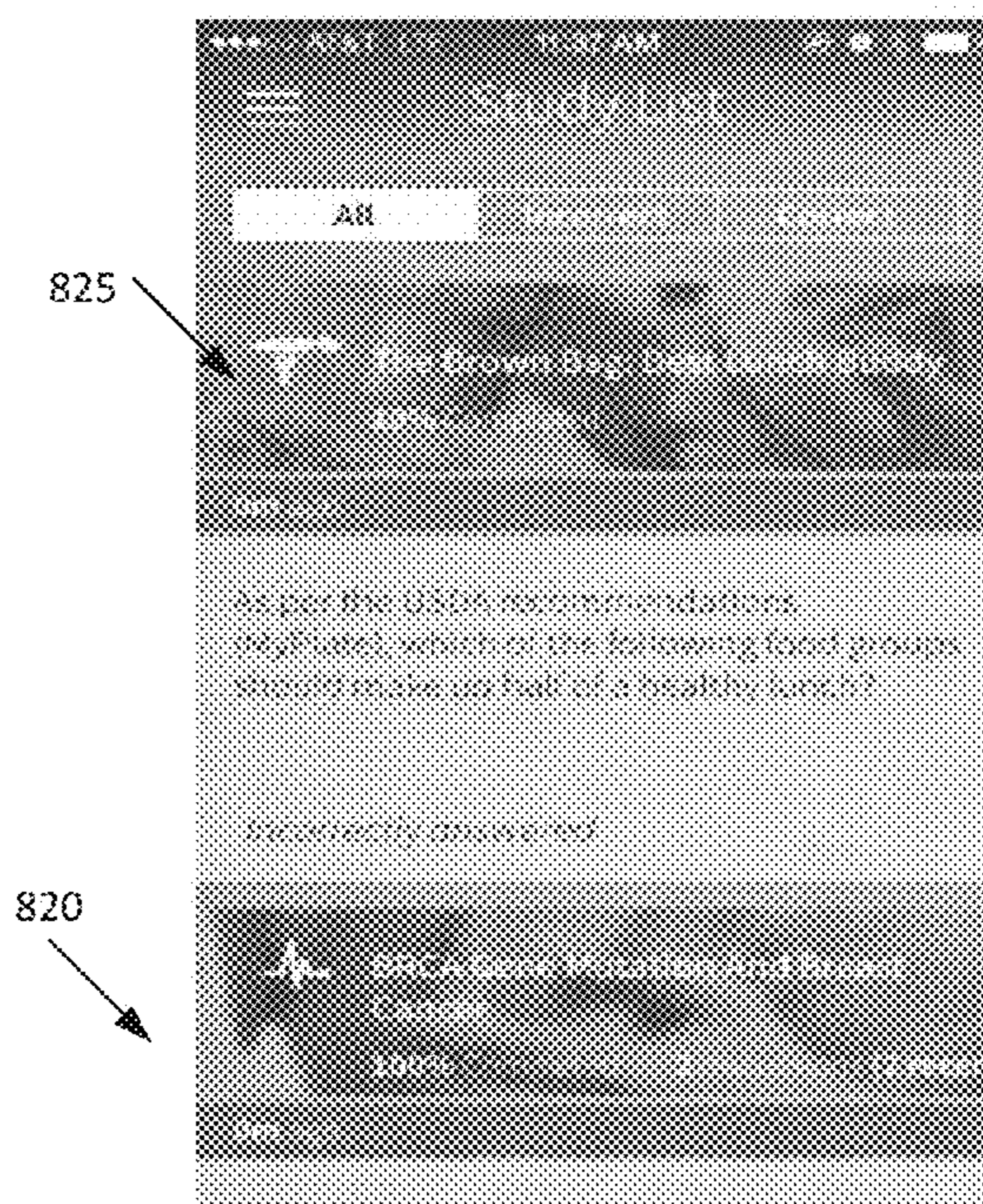
**FIG. 8A**



**FIG. 8B**



**FIG. 8D**



**FIG. 8C**

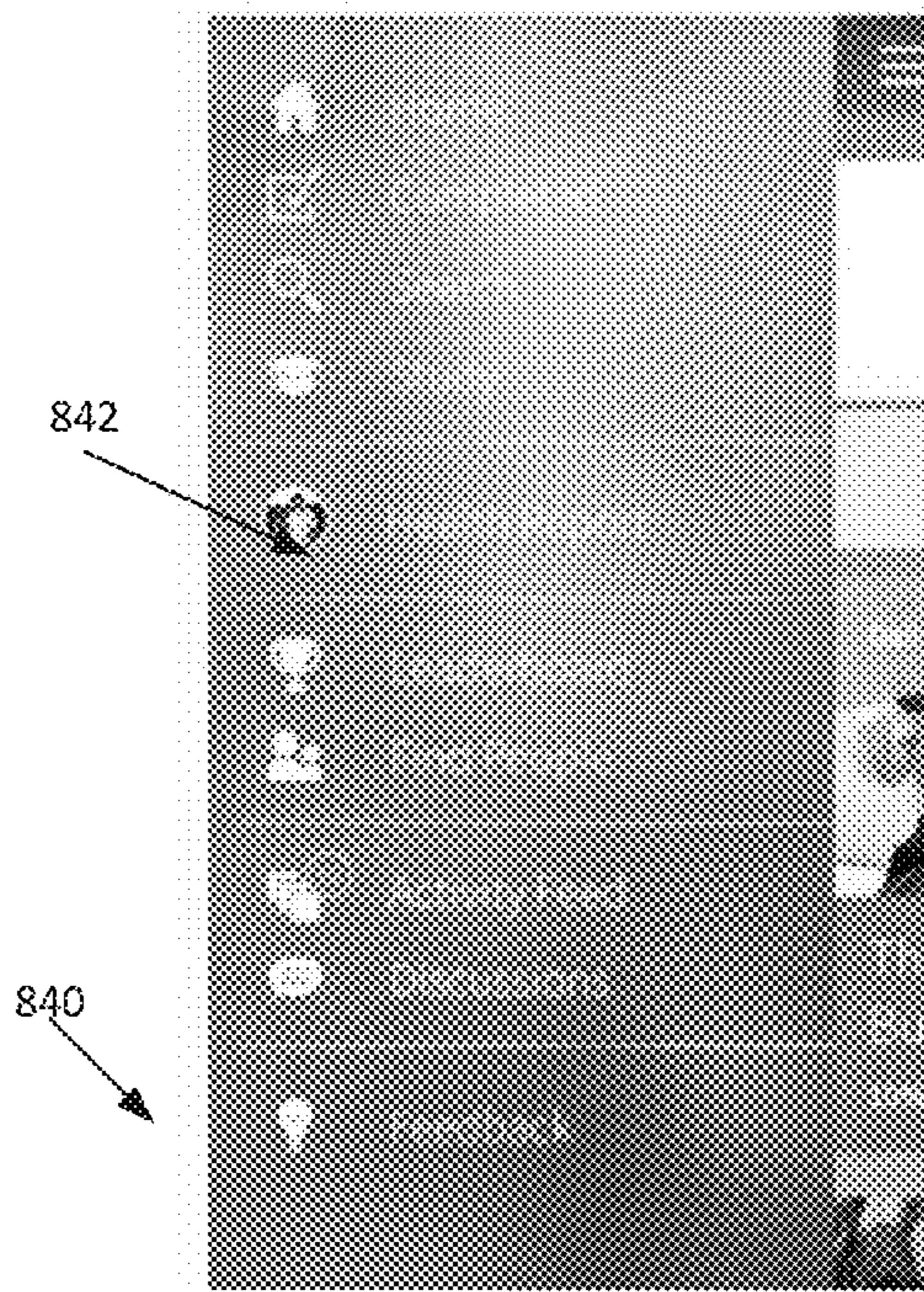


FIG. 8E

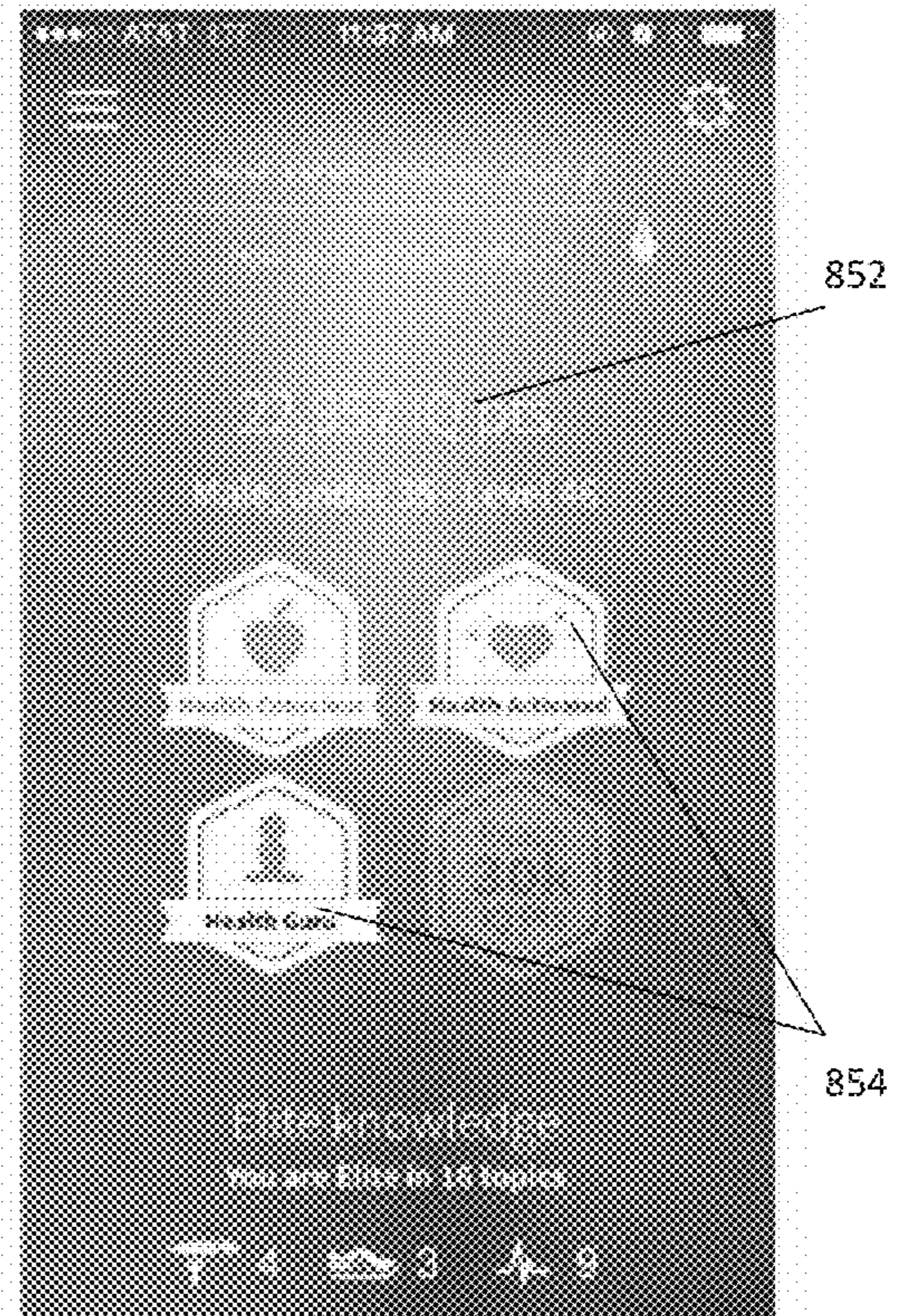
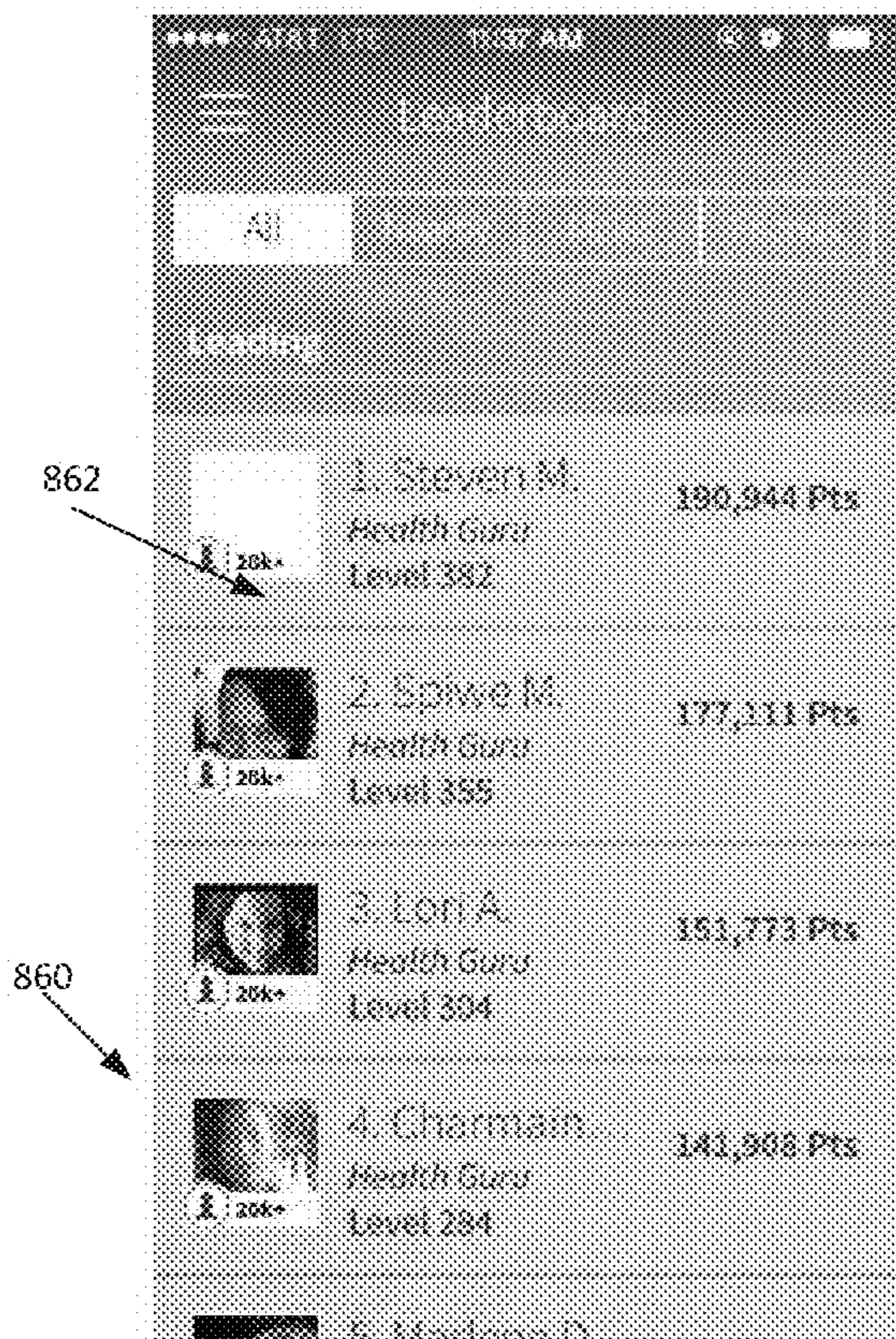



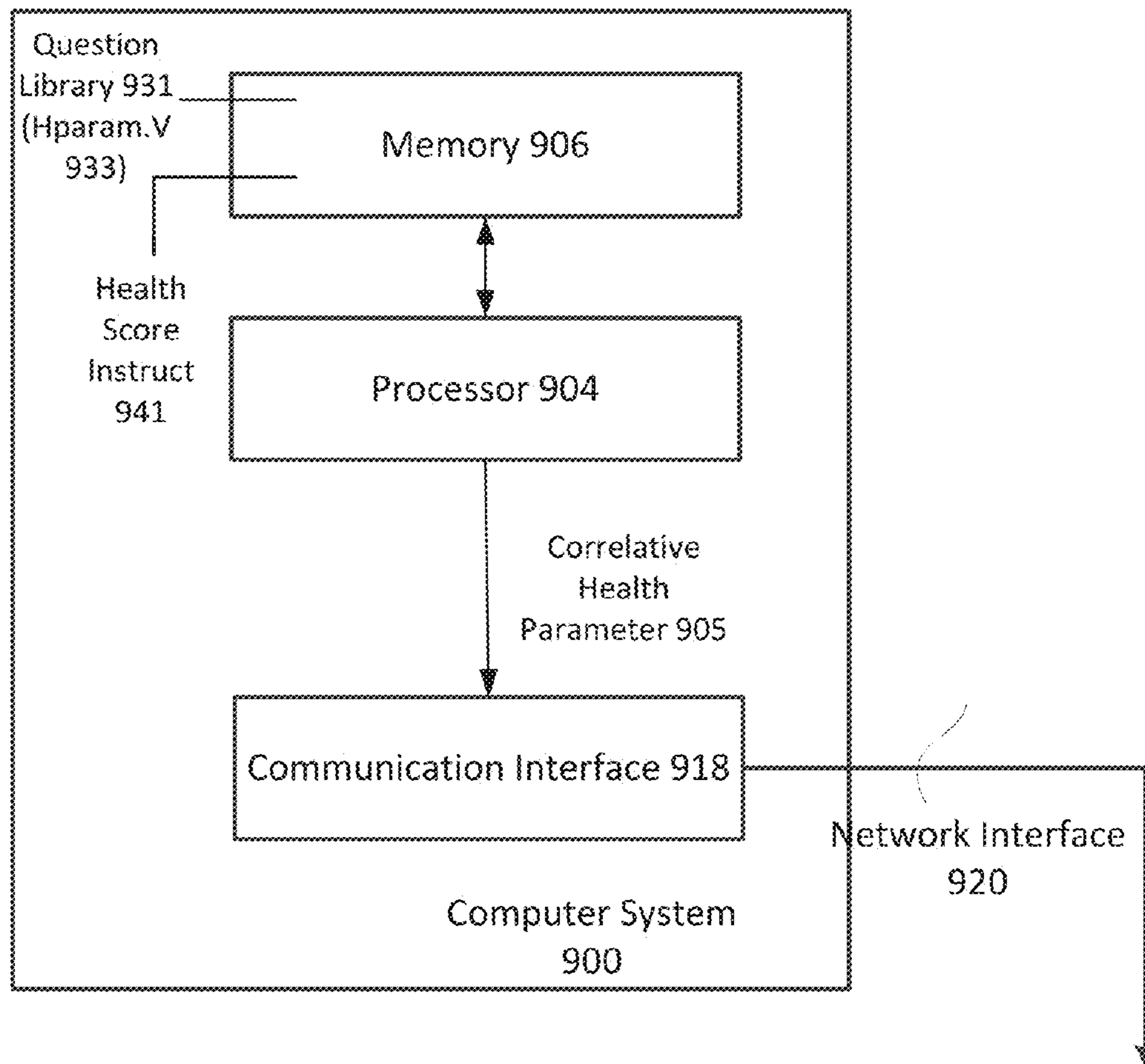
FIG. 8F



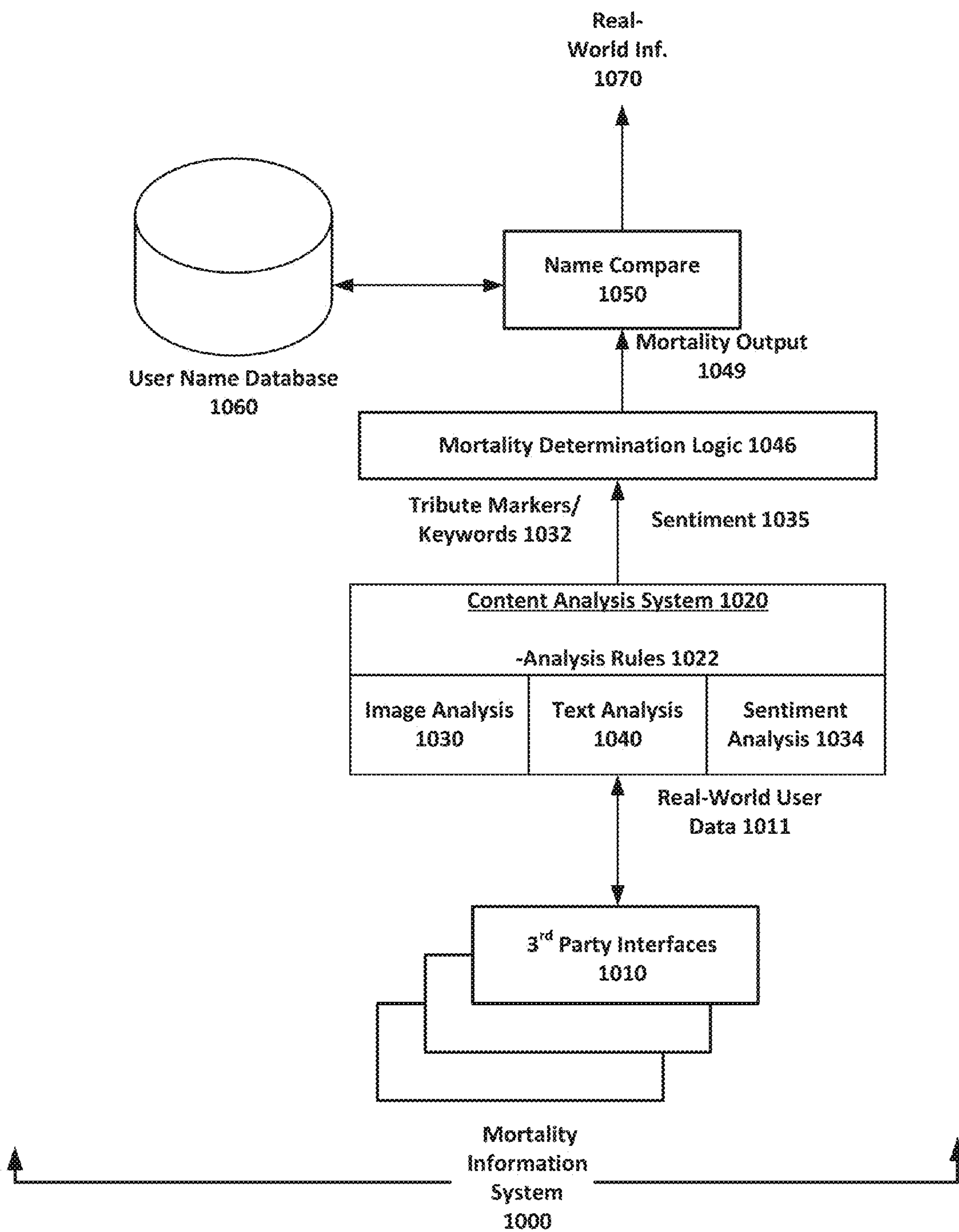
**FIG. 8G**



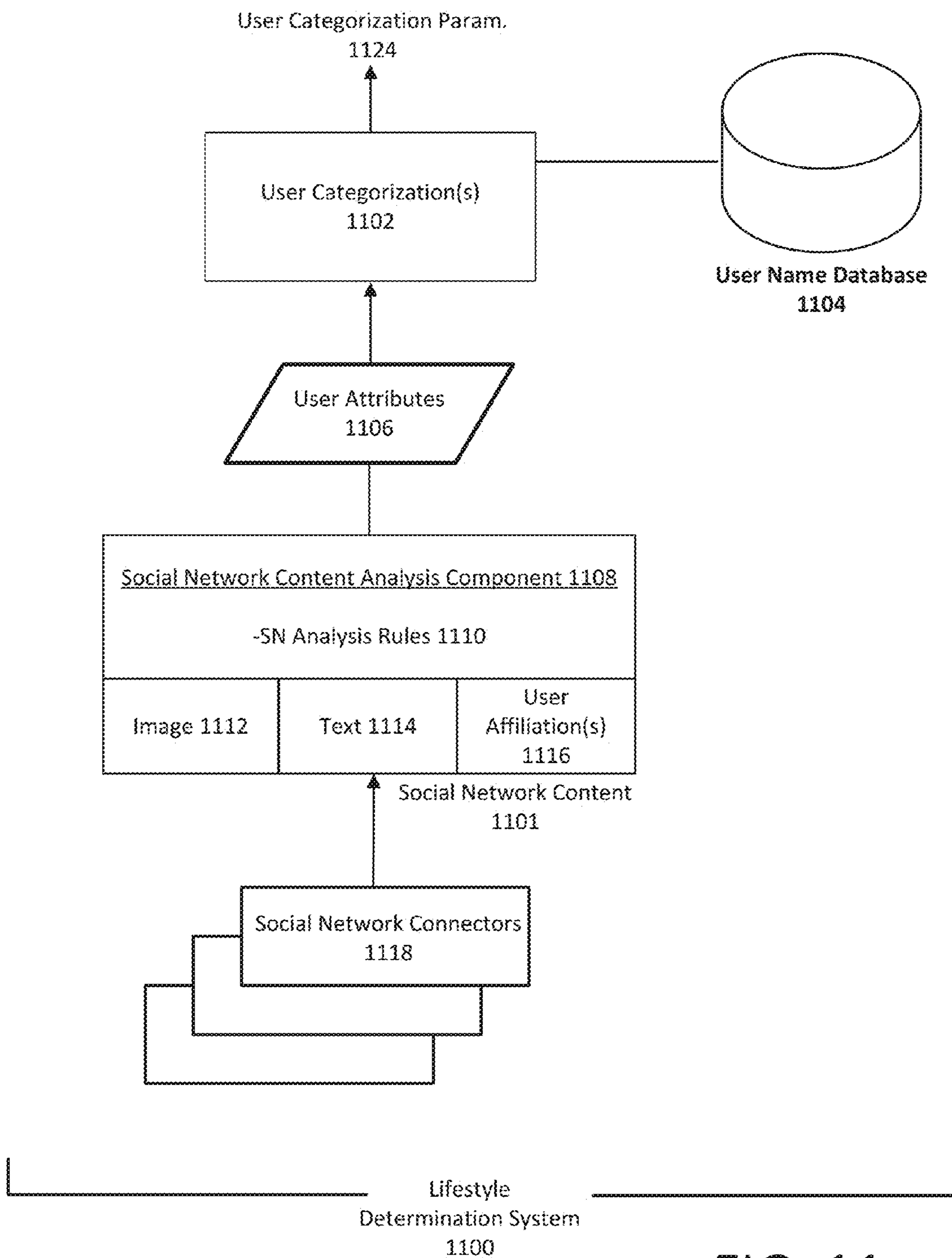
**FIG. 8H**



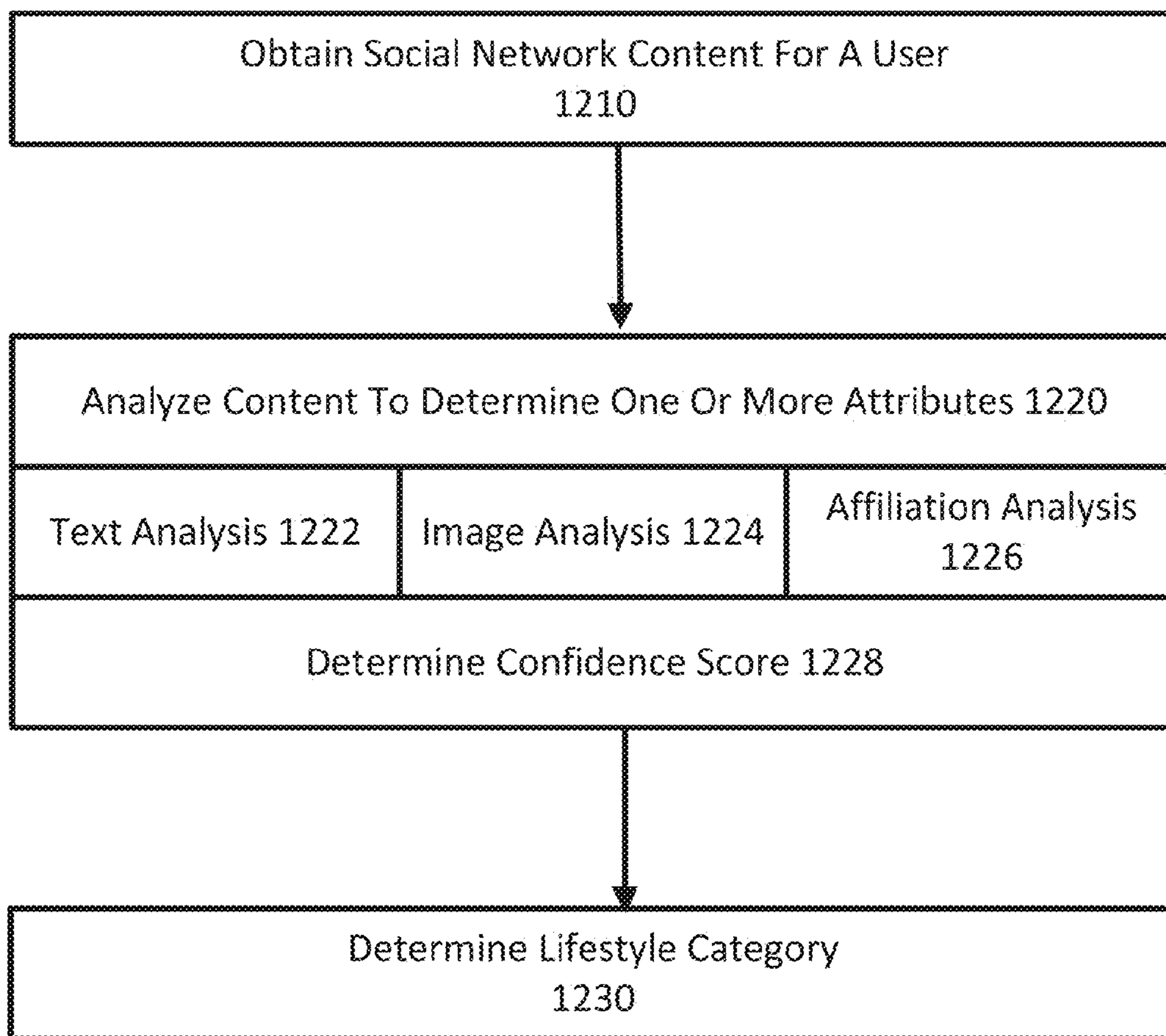
**FIG. 9**



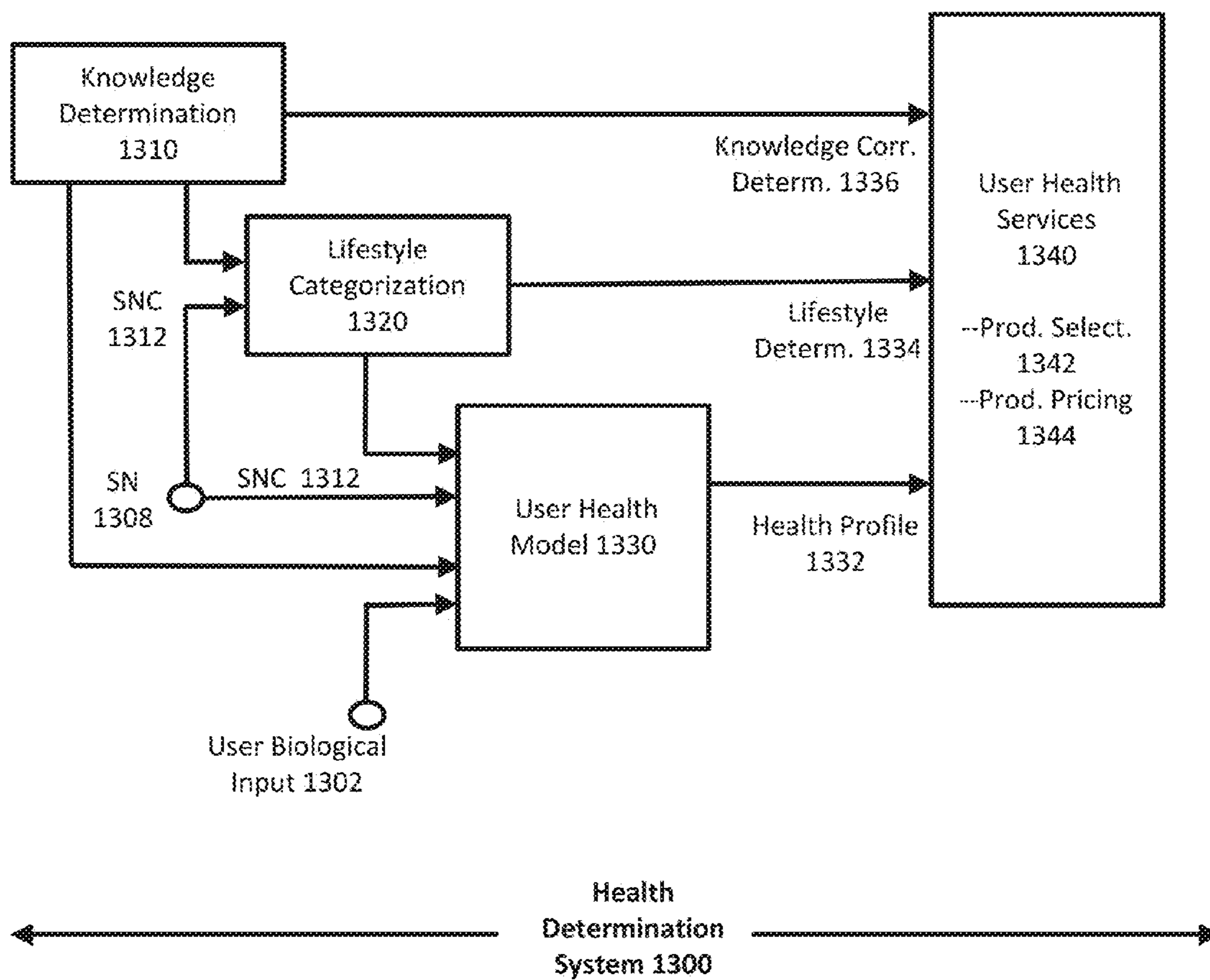
**FIG. 10**



**FIG. 11**



**FIG. 12**



**FIG. 13**



**SYSTEM AND METHOD FOR USING  
SOCIAL NETWORK CONTENT TO  
DETERMINE A LIFESTYLE CATEGORY OF  
USERS**

RELATED APPLICATIONS

[0001] This application is a continuation-in-part of U.S. patent application Ser. No. 14/642,709, filed Mar. 9, 2015; which is a continuation-in-part of U.S. patent application Ser. No. 14/542,347, filed Nov. 14, 2014; the aforementioned priority applications being hereby incorporated by reference in their respective entirety for all purposes.

TECHNICAL FIELD

[0002] Examples described herein relate to a system and method for providing a health determination service based on user knowledge and activity.

BACKGROUND

[0003] Online services exist which provide interactive gaming and social environments for users. These services generally exist for amusement only.

[0004] There also exists a questionnaire, termed the Patient Activation Measure (“PAM”), provided by Insignia Health under license from the State of Oregon, which includes a static set of questions that are knowledge-based and deemed correlative to health.

BRIEF DESCRIPTION OF THE DRAWINGS

[0005] FIG. 1 illustrates a system for predicting a physiological or mental health of a user based on the user’s knowledge level of health, according to one or more embodiments.

[0006] FIG. 2 illustrates an analysis system, according to an embodiment.

[0007] FIG. 3 illustrates an example of a data structure that can be developed to link a question with a health outcome and a topic, according to one or more embodiments.

[0008] FIG. 4 illustrates an example method for predicting a health outcome of a user based in part on whether a user has independent knowledge of an assertion relating to health.

[0009] FIG. 5 illustrates an example method for predicting a health outcome of a user based on a knowledge profile of a user.

[0010] FIG. 6A illustrates an example method for providing a health related service to a user based on a knowledge-predicted health outcome for a user.

[0011] FIG. 6B illustrates a health service sub-system 680, according to an embodiment.

[0012] FIG. 7A illustrates an example method for providing a game-based environment in which user responses enable prediction of health outcomes for individual users.

[0013] FIG. 7B illustrates a knowledge-based recommendation engine, according to one or more embodiments.

[0014] FIG. 7C illustrates an example method for choosing questions to provide to a user based on data retrieved from an activity monitoring device.

[0015] FIG. 8A through 8H illustrate example interfaces for use with one or more embodiments described herein.

[0016] FIG. 9 is a block diagram that illustrates a computer system upon which embodiments described herein may be implemented.

[0017] FIG. 10 illustrates a real-world mortality information system, according to an embodiment.

[0018] FIG. 11 illustrates a system to categorize a life style of a user, according to an embodiment.

[0019] FIG. 12 illustrates an automated method for utilizing information about a user, according to an embodiment.

[0020] FIG. 13 illustrates a health determination system for determining health-based products and services, according to an embodiment.

DETAILED DESCRIPTION

[0021] Some embodiments include a system and method for predicting a health outcome of a user based on a determination of knowledge the user possesses regarding issues of physiological or mental health.

[0022] Still further, in some embodiments, a system and method is provided for providing a health service benefit to a user based on their predicted health, as determined from the user’s knowledge of human health.

[0023] In one embodiment, a collection of assertions are stored in which each assertion pertains to human health. For each individual in a control population of persons, a value of a predetermined health parameter is determined which is indicative of that person’s health. For each assertion of the collection, a correlative health parameter is determined which is indicative of an association between those individuals in the control population that have independent knowledge of the assertion and the value of the predetermined health parameter for persons of the control population. The collection of assertions can be stored by associating each assertion with the determined correlative health parameter for that assertion. An interface is provided for a user to indicate the user’s independent knowledge of each assertion in at least a subset of assertions from the collection. A health outcome is predicted for the user based at least in part on the correlative health parameter of individual assertions in the subset of assertions.

[0024] In still another embodiment, a health outcome of a user is predicted based on a knowledge profile determination of the user. In one embodiment, a knowledge profile is determined for the user which reflects the user’s independent knowledge of individual assertions in a collection of assertions. A correlation is determined as between a set of facets of the user’s knowledge profile and a corresponding set of facets of multiple individual person’s knowledge profile. The knowledge profile can be determined for at least a set of assertions from the collection of assertions. A health outcome is determined for each of the multiple individual persons. The health outcome of the user can then be predicted based in part on the correlation and the health outcome of each of the multiple individuals.

[0025] In still another embodiment, a knowledge profile is determined for the user to reflect the user’s independent knowledge of individual assertions in a collection of assertions. Each assertion in the collection can be non-specific to the user or to any person of the population, but otherwise known to be correlative to human health. A determination is made as to a first correlation value as between the knowledge profile of the user and a knowledge profile of a control group of persons for whom one or more health outcomes are known. A first health outcome is predicted for the user based on the first correlation value. A health service benefit is provided to the user based at least in part on the predicted health outcome.

[0026] Still further, according to another embodiment, a human health knowledge profile is determined for each user in a group of users, the human health knowledge profile reflecting that user's independent knowledge about assertions in a collection of assertions. Each assertion in the collection of assertions may pertain to human health and is non-specific as to any user or to any person of the population. At least a first correlation value is determined as between a facet of the knowledge profile of individual users in the group of users and a corresponding facet of the knowledge profile of a control group of persons for whom one or more health outcomes are known. A subset of one or more users is selected based on the first correlation value of each user of the subset exceeding a threshold designation. A service or designation is provided for a set value to the one or more users of the subset, and not to other users of the group. The service or designation may be associated with a true per-user cost that is not equal to the set value, but which is variable and set to increase over time when individual users in the subset suffer negative health consequences as a result of a naturally progressing medical condition. Still further, some embodiments include a system and method for providing a health service or benefit to a user. By way of examples a health service or benefit can include health insurance (including primary or supplemental), life insurance, enrollment in a facility to receive medical attention, medical publications, as well as discounts or augmented services thereof. In one embodiment, a collection of questions are stored, where each question is based on a documented assertion pertaining to human health. Each question in a first subset may be associated with a correlative health parameter that is based at least in part on (i) persons in a control population of that have independent knowledge of an assertion that is a basis of that question, and (ii) a value of a predetermined health parameter for each person in the control population the value of the predetermined health parameter for each person being indicative of that person's health. Additionally, the second subset of the questions is associated with a null (i.e. non-existent) or neutral (i.e., not indicative of health) correlative health parameter. A corresponding set of questions is displayed to the user from the collection for response for each user in the set of users. A response score is determined for each user in the set of users based on a correctness of their respective reply to each question in the corresponding set of questions. A health parameter value is determined for at least a health outcome based at least in part on the correlative health parameter of at least some questions in the corresponding set of questions.

[0027] Still further, some embodiments include a system and method for providing health recommendations to a user. In an embodiment, a plurality of questions are provided to the user. The plurality of questions can include multiple questions for each of multiple health-related topics, so that individual questions are each associated with one or more of the multiple topics. A score is determined for the user in answering each question in the plurality of questions. The score can include topical scores for one or more of the multiple topics. Based on the topical score of at least a first topic, a set of recommendations can be identified for the user. The set of recommendations may include an action that the user can perform to improve the user's mental or physiological health relating to the topic.

[0028] According to some embodiments, contextual data is determined from user activity, and more specifically, from

health related activity recorded by a user device. The user device can correspond to, for example, a mobile device that the user can carry on their person (e.g., mobile device in arm holster), or by a wearable electronic device. By way of example, a wearable electronic device can include computerized devices that record movement, location, and/or a user's biometric output (e.g., temperature or heart beat). Wearable electronic devices can have a variety of form factors, such as, for example, a bracelet, watch, arm band, glassware, hat, or garment. Depending on design or implementation, such devices can operate independently or in communication with another computing device (e.g., via Bluetooth or wireless connection to another mobile computing device).

[0029] As used herein, an activity monitoring device includes any electronic device which the user can carry, such as a mobile computing device or wearable electronic device, which tracks and records user activity in the context of health. The recorded activity can include data relating to user exercise, as well as data relating to everyday activities such as sleeping, walking, eating, or working (e.g., sitting at desk). According to some embodiments, data generated by one or more activity monitoring devices is retrieved, and questions displayed to the user are based on this retrieved data.

[0030] While examples such as described are implemented on computer systems, empirical data has been derived to show health outcome prediction can be correlated to user's knowledge. For example, examples have determined that positive health outcome determinations made from evaluating user's answers directly correlate to fewer hospital stays.

#### System Overview

[0031] FIG. 1 illustrates a system for predicting a physiological or mental health of a user based on the user's knowledge level of health, according to one or more embodiments. A system 100 as shown by an example of FIG. 1 can be implemented using a combination of servers, or other computers which combine to provide a network service for client computers operated by a user base. While an example of FIG. 1 illustrates the system 100 being implemented as a combination of logical components, alternative implementations can readily provide for functionality described to be integrated or discrete. Moreover, specific combinations of functionality and processes described can alternatively be performed as sub-combinations or alternative combinations. Likewise, an example of FIG. 1 illustrates use of multiple data stores, which can logically and/or physically be implemented as a combined or integrated data structure (e.g., database), or alternatively, in distributed fashion such as shown.

[0032] Among other implementations, system 100 can be accessible to users 11 over a network 101, such as the World Wide Web, to mobile computing devices (e.g., feature phones, tablets, etc.), personal computers (e.g., desktop computers, laptops, etc.) and other user operated computing devices for purpose of interactively engaging individual users to determine their knowledge level on various health topics, and further for predicting the individual user's physiological or mental health based on their knowledge level of health. Among other advantages, an example of FIG. 1 enables facets of physiological or mental health to be determined for a person, without need for obtaining user

specific medical information or biological samples. For example, in one implementation, a user's health can be predicted without use of any user-specific medical question. In a variation, a user's health can be predicted based only on inputs of gender and age. In another variation, data collected through activity monitoring devices can be used, alone or in combination with other inputs, to predict a user's health.

**[0033]** As described in greater detail, system **100** generates fact-based questions on various topics of health for purpose of (i) obtaining responses from users, (ii) correlating some of those responses to physiological or mental health determinations, and/or (iii) correlating some of those responses to predict a mortality outcome or underwriting class. One of the underlying assumptions of system **100** is that the living habits and behaviors of people generally tends to have a measurable impact on their physiological or mental health, particularly when the assumption is applied to a statistically significant sample of people (e.g., hundreds or thousands of persons). Under a statistically significant sample, embodiments described herein have recognized that a correlation can be made as between the knowledge or awareness of individuals and their relative health outcome. More generally, embodiments recognize that health-conscious individuals are generally more knowledgeable about health and also more healthy as compared to less healthy people (e.g., individuals who suffer from obesity, heart disease, etc.). In fact, embodiments recognize that healthy individuals are significantly more conscientious of maintaining healthy living habits and activities, and with this mindset, such individuals are far more knowledgeable about health than the rest of the population.

**[0034]** With this recognition, embodiments described herein provide a system for gauging how conscientious a given user is with respect to health, based on the user's awareness of information that is specific and health driven embodiments further recognize that such. Such information, which in many cases may qualify as trivia, nevertheless provides a mechanism for delineating those individuals in the population who are in fact conscientious about healthy living habits. Furthermore, embodiments described herein programmatically correlate knowledge of health to physiologic health of individuals amongst a statistically significant sample size of users. Additionally and/or alternatively, other embodiments described herein programmatically correlate knowledge of health to a mortality probability for individuals amongst a statistically significant sample size of users. This knowledge can be used for a variety of purposes, such as pricing life insurance (or premiums).

**[0035]** In order to gauge knowledge, an embodiment of FIG. 1 maintains a library of fact-based assertions on various subjects of human health, such as nutrition, exercise, medicine, etc. In an example of FIG. 1, the assertions are presented to users in the form of questions, for which responses can provide answers that are either correct or incorrect, and further enable evaluation of knowledge based on whether correct or incorrect answers were given by the users. While examples provide for assertions to be presented to users in the form of questions for purpose of validating their knowledge, other embodiments may use alternative forms of interaction in order to gauge the user's awareness or knowledge of a particular assertion. For example, the user may be provided a statement that is presented as an answer, and the interaction required of the user can be for the user to generate a question that yields the particular answer. In

this reverse format, the user's ability to generate the question, combined with a statement as the presented answer, serves as a mechanism for determining whether the user has independent knowledge of the underlying assertion from which the statement was originally presented.

**[0036]** Still further, as described in greater detail, some embodiments utilize a collection of assertions, of which only some have been determined to correlate to physiological health, mental health, mortality rate or underwriting class. The user may have no knowledge of which questions correlate to health and/or mortality rate, or that only some questions have direct correlation to health and/or mortality rate while others are being provided for alternative purposes (e.g. amusement). In some cases, the user may even have no knowledge that some of the assertions for which the user is responding to have any correlation to do with their actual physiological health, mental health, mortality rate or underwriting class. Among other benefits, the use of many questions, in combination with questions that have been determined to correlate to physiological health, mental health, mortality rate or underwriting class preclude some individuals from 'gaming' the questions in a manner that masks their true knowledge level and awareness.

**[0037]** In more detail, system **100** includes a user interface **110**, question selection logic **120**, response logic **130**, health scoring logic **140a**, and mortality scoring logic **140b**. The question selection **120** can receive or access questions **127** from a question library **152**, and the user interface **110** can present content based on the selected questions **127** to individual users in any one of a variety of computing environments that stimulate the individual to provide purposeful responses that reflect the user's understanding and knowledge for a topic of the question. The questions **127** can vary in their purpose. In one example, question library **152** includes (i) a first set of questions **127a** which have been correlated to physiological or mental health, (ii) a second set of questions **127b** which have not been correlated to physiological or mental health, and (iii) a third set of questions **127c** which have been correlated with mortality rate, but which may serve the alternative purpose of providing trivia, factual information, and/or entertainment. Additionally, the questions of library **152** can be assigned to topics and sub-topics. Still further, the questions of the library **152** can be associated with a difficulty score, based on, for example, a correction rate amongst a control group of persons who answered the question.

**[0038]** When the user initiates a session, the user interface **110** may record a user ID **121** and session information **125**. In implementation, the user interface **110** can authenticate the user, and provide credentials **139** for a user profile store **138** in order to obtain profile data **137**. The profile data **137** can identify, for example, any one or more of (i) the topic that the user was previously being questioned on, (ii) a topic the user is interested in, (iii) identifiers to questions that the user as previously answered, and/or (iv) a determined knowledge level **135** of the user. With the profile data **137**, the user interface **110** can identify parameters or other information for facilitating question selections for the user. In one example, the user interface **110** can use the profile information **137** to specify one or more topical parameters **123** and/or the knowledge level **135** of the user. In turn, the question selection **120** can select questions **127** based on

parameters **113**, which can be based on, for example, topic parameter **123**, knowledge level **135**, or user interest and/or preferences.

[0039] The profile data **137** can also include user-specific game data **119** (e.g., user's personalizations for gaming, historical performance on games, current game play state, etc.). Additionally, the profile data **137** can include the user's community or social network data **117** (user's personalizations for community or social network application, social network content, etc.). The user-specific game data **119** and community or social network data **117** can, for example, be loaded through the respective functional layers of the user interface **110** when the user initiates a session with a service of system **100**.

[0040] In addition to using profile data **137** to create parameters **113**, system **100** can also use device data **193**, which can include indicators of a user's overall health and fitness levels, generated by activity monitoring devices **191** for parameters **113**, alone or in combination with profile data **137**. Activity monitoring devices **191** include electronic devices (e.g., wearable electronic devices) that can be worn or held by users **11** in order to track data related to the users' activity levels and health parameters.

[0041] An activity monitoring device **191** can include resources such as Global Positioning System (GPS), motion sensors, and/or sensors (e.g., heartbeat monitor) to record and track user activity, as well as biometric information of the user in performing such activity. Additionally, the activity monitoring device **191** can include sensors such as an accelerometer or accelerometer set, a gyroscope, a magnetometer, an ambient light sensor, heart rate sensor, temperature sensor and/or other sensors to measure facets of the user's body in performing an activity. The activity monitoring device **191** records activity data **193**, which can include statistics like pace, distance, elevation, route history, heartbeat, body temperature and/or other information relating to the user activity. The activity data **193** can include both (i) raw or measured data and (ii) derived or computed data based on measured or raw data and/or user input. Additional examples of device data **193** include heart rate and heart rate trends, steps, distance traveled, floors climbed, calories burned (e.g., derived from distance, pace, and user weight/gender), active minutes, sleep quality, blood sugar, and cholesterol levels, among others.

[0042] In some aspects, activity monitoring devices **191** can store their data in a device database **192**, which can be managed by a computing platform (e.g., APPLE HEALTH-KIT, manufactured by APPLE INC.). Such computing platforms can allow for designated mobile applications to read and write data to the device database **192** based on a set of permissions. For example, the permissions allow a user to choose which applications have access to device data **193** in order to protect privacy and prevent unauthorized access to potentially sensitive information. In some implementations, system **100** may only use device data **193** if a user has specifically opted-in and given permission for the data to be accessed by the system.

[0043] The user interface **110** can be used to record responses **129** from individual users. In one implementation, each question **127** can be communicated to the user interface using a sequence in which the answer to the question is also packaged and presented to the user. Some conditional logic may also be provided with the question **127**, so that, for example, if the user response is correct, the user is instantly

notified and the next question is presented to the user. However, the conditional logic may render an alternative content in response to incorrect user response, specifically a panel or other information item which provides information regarding the actual answer to the question presented. In this way, the user is made more knowledgeable.

[0044] The responses **129** can correspond to input that identifies, for example, the user's answer to a particular question. The responses **129** can identify the answer of the user, the question that was answered, and an identifier of the user. In some implementations, each question **127** can further be associated with one or more subject matter topics. Response logic **130** can process the responses **129** from the various users. In one implementation, an initial determination of response logic **130** is whether the question identified with response **129** is pre-associated with a physiological health, mental health, mortality rate or underwriting class correlation, or whether no such pre-association physiological health, mental health, mortality rate or underwriting class correlation exists for the question. In one implementation, the response logic **130** records a corresponding response entry **131** for each response, regardless of whether the question of the response has pre-association with physiological health, mental health, mortality rate or underwriting class. The response entry **131** can reflect whether the answer to the question is correct, as well as the true answer. In some implementations, the response entry **131** further links the question answered to topical designations for the question, as well as calibration or difficulty scoring.

[0045] Scoring logic **144** can process the answer of response entry **131** to determine a score value **145** to associate with the particular record entry. The score value **145** can be based in part on the difficulty level of the question, which in some implementations, is provided as a calibration coefficient that is pre-associated with the question. Thus, the mathematical process to tabulate scoring can include factors such as the number of questions the user correctly answered, the number of questions the user incorrectly answered, the difficulty parameter associated with each question, and/or secondary considerations such as the time it took for the user to provide the response and/or whether the user correctly answered the question on the first try. The score value **145** can be stored with the response data store **118**.

[0046] Additionally, scoring logic **144** can also tally one or more aggregate or overall scores for the user based on a historical record of responses. For example, the response data store **118** can maintain one or more aggregate or ongoing subject matter topical scores (e.g., weight-lifting), as well as an overall score for the user. As described with other examples, scoring logic **144** can be used to develop comparative scoring as between users, based on their overall knowledge, session performance, and/or topical subject matter knowledge.

[0047] The response logic **130** can optionally include a knowledge level determination component **134**. The knowledge level determination component **134** can determine from the response **129** the knowledge level **135** of the user. Alternatively, the knowledge determination component **134** can determine the knowledge level of the user from the difficulty parameter associated with the question and/or with the score output, as provided by the scoring component **144**. The knowledge level determination component **134** can determine an overall knowledge level or a topic-specific

knowledge level **135**. The determined knowledge level(s) **135** can be stored as part of the user profile **138**, so that the knowledge level of the user is communicated to the questions selection logic **120** when the user initiates a session with system **100**.

[0048] For those selected questions which are identified as having a pre-associated physiological health, mental health, mortality rate or underwriting class correlation, the response logic **130** can provide a corresponding health question record **133** which identifies, for example, the question, the answer provided, and/or whether the question was answered correctly. The health question record **133** can also specify a topic or topics of the question.

[0049] According to some embodiments, the question identified with the health question record **133** can be associated with a health parameter value **151a** and/or mortality parameter value **151b**. As described by other examples, the health parameter value **151a** can be determined as part of a correlative model that is developed using a control population in order to provide a quantified correlation to physiological or mental health. The mortality parameter value **151b** can be determined as part of a correlative model that is developed using a control population in order to provide a quantified correlation to a mortality probability of an individual. A health scoring database **150a** can maintain a collection of health parameter values **151a** for individual questions. Additionally and/or alternatively, a mortality scoring database **150b** can maintain a collection of mortality parameter values **151b** for individual questions. In one implementation, the health parameter values **151a** reflect a predefined health outcome. In another implementation, the mortality parameter values **151b** similarly reflects a predefined mortality outcome. Multiple health outcomes can be considered, and each question of health question record **133** can be associated with a particular health outcome. By way of examples, the possible health outcomes that have quantifiable correlations to the health parameter values **151a** include (i) health care cost for an individual in a given time period, (ii) number of medical facility visits by an individual in a given time period, (iii) number of prescriptions that the person takes in a given time period, and/or (iv) number of sick days that the person took. Other examples of health outcomes include propensity for cancer (including cancer of different types), heart disease, diabetes, hypertension or other afflictions. The health outcomes can thus be numerical and continuous in nature (e.g., health care cost) or categorical (e.g., number of medical visits, prescriptions, sick days). In some embodiments, the mortality outcomes may be based in whole or in part on the health outcomes.

[0050] Accordingly, in one implementation, the health scoring component **140a** utilizes health outcome logic **142a** to generate a health outcome score **165a** that is specific to a particular health outcome definition **155**. The health outcome logic **142a** can be implemented as a formula or model, and can take into account parameters that include the health parameter value **151a** determined from an answered question, the number of questions answered, the time of involvement, etc. In one implementation, the health parameter values **151a** that can be combined or tabulated and/or can be determined from identifying the health questions **141** and responses **143** of the user. Based on the question and response the health correlative parameters **151a** are retrieved.

[0051] Additionally or alternatively, the mortality scoring component **140b** utilizes mortality outcome logic **142b** to generate a mortality outcome score **165b**. The mortality outcome logic **142b** can be implemented as a formula or model, and can take into account parameters that include the mortality parameter value **151b** determined from an answered question, the number of questions answered, the time of involvement, etc. In one implementation, the mortality parameter values **151b** can be combined or tabulated and/or can be determined from identifying the health questions **141** and responses **143** of the user. Based on the question and response the mortality correlative parameters **151b** are retrieved. In an embodiment, the health scoring component **140a** uses the health correlation parameter **151a**, as well as the question **141** and response **143** to predict the health outcome **165a** of the user. In determining the health outcome, the health scoring component **140a** can use a model or formula to determine the health output score **165a**. For example, the health scoring component **140a** can map the user's input to a health score output which is then predictive for the user. The model used by the scoring component **140a** to predict the health outcome score **165a** of the user can be the same model which determines the correlation of questions to the particular health outcome definition. Examples of such models are provided with FIG. 2.

[0052] Additionally, the mortality scoring component **140b** uses the mortality correlation parameter **151b**, as well as the question **141** and response **143** to predict the mortality outcome **165b** of the user. In determining the mortality outcome, the mortality scoring component **140b** can use a model or formula to determine the mortality output score **165b**. For example, the mortality scoring component **140b** can map the user's input to a mortality score output which is then predictive for the user. The health outcome score **165a** and/or the mortality outcome score **165b** can be generated and stored as part of the user health data store **160**. Additionally, the health outcome score **165a** can be specific to a particular health outcome, and the type of value it reflects can be specific to the health outcome type. For example, one implementation provides that for a health outcome that reflects health care cost for the individual, the health outcome score **165a** can be a numeric indication of a specific cost or range of costs for the individual. The health outcome score **165a** for the number of medical facility visits, on the other hand, can be reflected by a category or level (e.g., **1** to **5** depending on amount).

[0053] In one implementation, the user health data store **160** is maintained logically or physically separate from the question response data store **118** in order to preclude its viewability to users of the system **100**. Each user can include a profile of health outcome scores with the user health data store **160**, with individual user profiles **141** which include scores for multiple different health outcomes. In some variations, a combined score or category may also be given to individual users as part of their health profile.

[0054] As described with other embodiments, the health outcome score(s) **165a** and/or mortality outcome scores **165b** of the user can be made available for health services, such as health insurance services. For example, the premium, deductible or scope of coverage provided as part of a health insurance package for a user can be determined from the health outcome score(s) **165a** and/or mortality outcome score **165b**. As another feature, health outcome

score(s) **165a** and/or mortality outcome score(s) **165b** of the user can be used to determine if the user should receive a discount for health insurance, or alternatively receive an added benefit from health related services that are provided (or are to be provided) to the user.

[0055] According to one embodiment, a health service **190** sub-system can utilize the health outcome scores **165a** and/or mortality outcome scores **165b** provided in the user health database **160** to determine designations, qualifications or service level, in connection with a health-related service. Examples of health related services **190** include health insurance, life insurance, health service plans, memberships in health related facilities (e.g., health spas, medical office), informational services (e.g., magazine or journal subscriptions, electronic news). The benefit that can be provided to the user includes the service itself, or alternatively a designation of health for use with such a service. For example, the user's predicted level of health can be determined by the health outcome score(s) **165a**, and this can result in an overall health outcome determination (e.g., a ranking or classification), which in turn can be used to receive a discount for health related services (e.g., discount on health or life insurance premium, expanded coverage, etc.). An example of health service sub-system is provided with an example of FIG. 6B.

[0056] In some implementations, the user interface **110** of system **100** can include various layers or functional components for enhancing the interactivity level of the user. In one implementation, the user interface **110** includes a gamification layer **112** and a community social network layer **114**. The gamification layer **112** includes logic, data, and content (collectively "game data **103**") for implementing a competitive environment for which the individual is to supply answers for questions **127**. The game data **103** can be generated a gaming engine **115**, which can further personalize the gaming environment for the specific user. For example, the user identifier **121** can be used by a gaming engine **115** to generate user-specific game data **103**. The game data **103** can, for example, include a competitive environment that is based on the knowledge level of the user and/or topical interests of the user. An implementation that utilizes a gamification layer **112** is described with FIG. 7A. The gamification layer **112** can determine awards or credentials (e.g., skill level badges) for the user based on their performance. By way of example, the questions **127** presented through the user interface **110** can be associated with a score value that accounts for difficulty (which may be determined from a calibration process, as detailed below), response time, handicaps (e.g., the age of the user), etc.

[0057] The community social network layer **114** can operate using community data **117**, which can be generated from a community/social network service **116**. The community/social network service **116** can, for example, provide user-specific community (or social network) data based on the user identifier **121**. The community data **117** can provide content (e.g., user's health interest or knowledge specialties) that is provided as part of the community social network layer **114**.

[0058] The health parameter value **151a** and mortality parameter value **151b** represent a correlative and quantified measure as between human health and knowledge of a particular assertion. The granularity of the health parameter value **151a** and/or mortality parameter value **151b** is applied to a question as answered from an individual, but the

determination of the value can be based on a correlative model applied to a control population of users. The control population of users include those individuals who, for example, voluntarily provide real-world information about themselves, and more specifically, actual health outcomes in a recent duration of time. The control population of user may also include those individuals who are deemed to be deceased at a particular point in time. Activities of those individuals can be evaluated retroactively to determine whether a mortality correlation exists (as well as the degree of correlation) with respect to activities. By way of example, the activities can include participation in health quizzes and tutorials. The source for data in the mortality control group can include online social media sites, and obituary services.

[0059] In more detail, system **100** can include a question analysis sub-system **170** that includes functionality for determining correlations between knowledge of individual questions and actual health outcomes and/or mortality outcomes. The sub-system **170** can implement and develop one or more correlative models **172**, which can analyze input questions **171** for the purpose of determining correlations to health outcomes and/or mortality outcomes. In particular, the correlative models can be implemented for purpose of determining health parameter values **149a** and/or mortality parameter values **149b** that statistically reflect a correlation as between knowledge of individuals in the control population (shown with the control population database **180**) for particular question and the respective health and/or mortality outcomes for those individuals who answered the question (either correctly or incorrectly, depending on implementation). The health correlative values **151a** and/or the mortality correlative values **151b** can be specific to individual questions or cluster of questions. In one implementation, different correlative models **172** can be used for different types of health outcomes. Different correlative models may compare a predicted value with actual (or real-world) data provided for individuals (shown as real-world information **175**). The real-world information **175** may also include actual (e.g., real-world) data from social media sites and/or obituaries. An example of question analysis sub-system is described in more detail with an example of FIG. 2.

[0060] In addition, the control population database **180** may include a population of individuals that make up a control group that can be used to compare a true health outcome and/or mortality outcome to expected outcomes. The expected outcomes can be a function of the health parameter values **149a** and/or the mortality parameter values **149b** that determines correlations between knowledge of individual questions and actual health outcomes and/or mortality outcomes. In an embodiment, the control group may be dynamic, such that individuals can be added to the control population database **180** continuously over time through voluntary opt-in features or invitation. Additionally and/or alternatively, the control population database **180** may store individuals who have been added, including individuals who have been added in the past (e.g., months, years, or decades ago). Accordingly, some individuals who are included in the control population database **180** for a long period of time may have, since being added, become deceased. These deceased individuals can provide real-world information **175** about actual mortality outcomes. An example of providing real-world mortality information to the system **100** is described in more detail with an example of FIG. 10. As more individuals are added to the control

population database **180**, the correlation(s) for health and/or mortality may be made more valid or certain. While numerous examples provide for use of health and/or mortality correlative scores, other embodiments can also generate recommendations to users based on their overall knowledge level, as determined by, for example, the user's score, or topic-specific scores. A response analysis **164** can retrieve scores **145** from the response database **118**, for example, and generate recommendations, content or other output based on the user scores. An example of response analysis **164** is illustrated with FIG. 7B, and accompanying examples thereof.

[0061] As an addition or alternative, the community social network layer **114** can provide forums such as message boards, ask an expert, or topical walls for shared information and experiences. In one implementation, credentials that the user earns through the gamification layer **112** are carried onto the social environment of the community social network layer **114**. For example, an 'expert level' user may have credence when responding to questions of others, even to a point where the user can request payment or other consideration for providing answers or information to other users.

[0062] FIG. 2 illustrates an analysis system, according to an embodiment. In particular, FIG. 2 illustrates an analysis system **200** for analyzing questions (or other forms of assertions) for purpose of determining whether knowledge of the underlying assertions by subjects can be correlated to physiological or mental health of the subjects. According to some embodiments, individual questions, or alternatively groups of questions, can be correlated to a quantifiable metric that statistically relates a subject's knowledge (or lack of knowledge) for an underlying assertion to a likelihood of a particular health outcome. The system **200** can be implemented as, for example, a sub-system of a physiological/mental predictive system **100**, such as shown with an example of FIG. 1.

[0063] In more detail, system **200** includes a question intake interface **210**, a fielder **220**, a calibration component **230**, and a correlative model implementation component **250**. A question interface can receive questions **209** through, for example, a manual interface (e.g., experts generate questions based on health assertions). The questions **209** can be manually associated with one or more topics relating to human health, such as topics relating to nutrition or exercise, or specific medical conditions. The granularity of the topics **211** can be determined by implementation. A question store **215** can be used to store a question **209** for processing as the question is calibrated and/or correlated to human health.

[0064] The fielder **220** includes functionality to distribute the questions **209** to a control population of users through a population interface **222**. For example, the fielder **220** can issue questions using the user interface **110** of an example system of FIG. 1. For example, with further reference to an example of FIG. 1, questions **209** can be issued through gameplay of user interface **110**, and responses from various users can be recorded. Some users, however, can be designated as belonging to the control group. These users can correspond to individuals for which data corresponding to ground truth data exists. For example, many users can be given an opportunity to volunteer real-world health information. Such users can be asked questions such as "how many doctor visits did you have last year" or "how many sick days did you have last year." Still further, some infor-

mation like the user's health insurance cost can be obtained from a source such as the insurance companies. Accordingly, in one example such as shown by FIG. 1, members of the control group can supply responses **213** to questions **209**, presented through a game. At a separate time, either before or after the questions **209** is presented to the subject, the subject can also be given the choice to provide actual data, shown as true user data **241**. The true user data **241** can represent an actual health outcome of a subject providing the response **213**. The true user data **241** can include information manually supplied by the subject, as well as information provided by, for example, an insurance carrier of the subject. Each response **213** from one of the subjects of the control population (e.g., those users of system **100** who opt-in to provide information) can be linked to the question and to the identifier **205** of the subject. Additionally, the true user data **241** can be linked to the user identifier **205** of the subject providing the response.

[0065] In addition, true user data **241** can be supplemented or replaced with information gathered by activity monitoring devices **225** in order to create more accurate control data. Activity monitoring devices **225** can provide health data **226** from sensors, such as heart rate and heart rate trends, calories burned, active minutes, sleep quality, blood sugar, or cholesterol levels. Location data **227** can also be provided and includes where a user is located based on GPS data, which can be used in conjunction with other databases to determine, for example, if a user is in a restaurant, grocery store, etc. Furthermore, time data **228** can be used to track a user's schedule. In addition, a user can also choose questions to send to a friend through their activity monitoring devices **225** as friend data **229**.

[0066] In some embodiments, some or all of these data gathered from activity monitoring devices **225** can be used by fielder **220** to choose which questions **209** are presented to a user. For example, if health data **226** shows that a user has high blood pressure, questions relating to how to lower blood pressure can be chosen. If the user is shown to have poor sleep quality, questions about tips to get better sleep can be chosen. If the user has just finished a workout, questions about post-workout recovery can be chosen. If a user is determined to be a new runner, questions about basic running knowledge can be chosen, whereas if a user is an advanced runner, more advanced questions can be chosen instead.

[0067] Location data **227** and time data **228** can also be used by fielder **220** to interpret a user's schedule and choose appropriate schedule-related questions. For example, if the data show that a user commutes via a long subway ride every weekday, questions about exercise ideas for long commuters can be shown. If a user is detected in a restaurant, questions regarding healthy food choices can be shown, and if a user is in a grocery store, questions about vegetables, organic food, and nutrition can be shown.

[0068] The calibration component **230** can analyze the questions **209** under process to determine a difficulty level **265** of the question. For example, the calibration component **230** can query **231** the intake store **215** for a tally of the number of responses which were correct and incorrect. The percentage of individuals who correctly answer a question can provide a basis for determining a difficulty level of the question. The difficulty level **265** can be stored with the question for subsequent use.

**[0069]** The correlation model **250** operates to determine a correlation between knowledge by a subject for an underlying assertion of a question and the subject's health. In one implementation, the correlation model **250** implements one or multiple models for purpose of determining different parametric values that statistically correlate to different health outcome definitions (e.g., amount of healthcare or healthcare cost an individual requires, the number of medical facility visits, propensity for heart disease, cancer, hypertension or diabetes, etc.). The correlation model **250** can receive, as model input **255**, (i) a question identifier **261**, (ii) identification of a set of individuals in the control group who answered the question **209**, including identification of the answer each person provided to the question **209**, and (iii) true user data **241** for each person in the set of individuals that answered the question. The particular model selected compares an expected result to a true result by (i) assigning the person to an expected result, corresponding to a particular health parameter value, based on their answer to a question, then (ii) using the true user data **241** to compare a true health outcome (reflecting real-world data of the individual supplying the answer) to the expected result.

**[0070]** The expected result can initially start as a hypothetical or neutral value, indicating a likelihood that a given person has or does not have a particular health outcome based on the answer the person provided to the question. The expected result can further include different values depending on whether the user provided a correct answer or incorrect answer, as well as which incorrect answer the user provided. The initial correlation can correspond to a coefficient (e.g., a value between 0 and 1) that is set by, for example, an expectation as to whether the underlying assertion of the question is information that is indicative of health-conscious behavior (e.g., rubbing one's eyes can make a person susceptible to common cold) or information that is indicative of poor health-conscious behavior (e.g., specific nutritional information about a donut). From the initial value, the correlation can become positive, negative or made neutral based on the expected/actual comparison for persons in the set. As more individuals are added to the set, the correlation can be made more valid or certain. The determined correlation from the correlation model **250** can be identified as correlative health parameter **251**. The correlative health parameter **251** can be specific to a particular health outcome **253**. The correlative health parameter **251** can, for example, correspond to a parametric value, such as a weight or coefficient, which can be aggregated, modeled and/or combined with other parametric values to make a health outcome determination.

**[0071]** The particular model **255** implemented by correlation model **250** can depend on the nature of the health outcome that the assertion is to apply to. For a health outcome definition in which the health parameter value is continuous (e.g., monetary cost for health care in a given period, weight or body mass index), a linear regression model can be used. Some health outcome definitions can utilize health parameter values which are tiered or categorical. For example, the number of medical facility visits can be defined into tiered values, such as: 0=no medical facility visits, 1=1-2 medical facility visits in a year, 2=3-5 medical facility visits in a year, or 4=5 or more medical facility visits in a year. Similar tiered values can be used for health outcomes such as sick days. For such health outcomes, an ordinal logistic regression model can be used. In variations,

a multinomial or polynomial model can be used for tiered categories, particularly those health outcomes which define tiers which are not naturally ordered. Each question can be assigned to a particular health outcome, so that the health parameter value is specific to the determination of the health outcome.

**[0072]** Numerous other machine-learning models can be used in both developing correlative health parameters, and determining health outcomes based on correlative health parameters. By way of example, such machine-learning models can include random forest, neural network and/or gradient boosting models.

**[0073]** In some embodiments, the determination of the health parameter values **251** can be tuned to reflect determinations that are for use with a model in which no user-specific information is known. In one implementation, the control population can be associated with classification parameters, such as age group (e.g., over 50, under 50), gender, weight, race, geographic location or setting, and/or presence of certain medical conditions such as diabetes. An individual question can be associated with multiple correlative health parameter values **251**, including health parameter values that reflect the general control population, as well as a health parameter value that is specific to a class or sub-class (e.g., females over 50).

**[0074]** According to some embodiments, a combination of question and correlative health values **251** can map to one of multiple possible health outcomes. Thus, in one implementation, a question can have a correlative health value as it applies to a single health outcome.

**[0075]** Other implementations provide for the determination of health parameter values **251** which are correlative to health of a user based on a model in which a classification (e.g., gender or age) or set of classifications (e.g., gender and age) are known about the person answering the question. Depending on implementation, the classifications of users can include (i) unknown users, for which no information is known, (ii) users for which some basic health-relevant characteristic is known, such as age, gender, or combination thereof, (iii) users for which multiple relevant facets of health is known, such as their weight and/or height, as well as, as gender and age. One implementation provides for the determination of correlative health parameters **251** which are determined specific for different classifications of the user, based on applying models as described to segments of the control population which have the relevant classification. Thus, in some variations, the correlative health parameter values **251** can be made specific to specific classes of persons, so that the evaluation of health for the user is made in reference to the user's class. For example, in some embodiments, the questions can be fielded for individuals who categorize themselves by gender, age, weight, and/or presence of certain medical conditions such as diabetes.

**[0076]** System **200** can be implemented on a control group that is dynamic, meaning individuals can be added to the control group continuously over time. As mentioned, a larger control group can provide more valid results. In an interactive gaming environment, such as described with an example of FIG. 1, additional persons can be added to the control group continuously through invitation or opt-in features. For example, the user-interface **110** can prompt individuals to volunteer for questions that reflect actual medically relevant information. This mechanism can provide a way to expand the control group with the addition of



users for whom true user data **241** can be provided. The control group can also be managed based on criteria, such as gender and age, so that it accurately reflects a desired population segment.

[0077] With the determination of the health parameter values **251**, the questions can be deemed processed, in which case the questions can be included in a library or collection of questions and marked as being correlative to health. In one implementation, a library build process **260** links processed questions **259** with the question identifier **261**, topical identifier, the difficulty level **265** and the correlative health parameter **251** (or multiple values). The difficulty level **265** can be used to determine which individuals receive the question based on user level.

[0078] While an example of FIG. 2 provides for processing of questions which are deemed correlative to health, a fielding and calibration process can be used to determine difficulty of all questions, including those questions which have no determined correlation to health. For example, any question can be associated with the topic **211** and fielded to the control population as described, and further evaluated for difficulty level **265** based on, for example, the percentage of individuals of the control group who correctly answered the question.

[0079] FIG. 3 illustrates an example of a data structure that can be developed to link a question with a health outcome and a topic, according to one or more embodiments. While an example of FIG. 3 illustrates the data structure **300** as being logically integrated, variations can provide for distributed data structures which associate or link parameters as described. With reference to an example of FIG. 1, the data structure **300** of an example of FIG. 3 can, for example, be provided with the question library **152**, and include information provided with the health scoring database **150a**.

[0080] In more detail, data structure **300** associates individual questions by question identifier **301** to one of multiple possible correlative health parameters **303**, and one or more topics **305**. Other information or parameters that can be conveyed with the data structure **300** include a difficulty level, which can be determined, for example, through an output of the calibration component **230** (see FIG. 2). For a given implementation, the correlative health parameter can relate to a particular health outcome. Multiple health outcomes can be defined for a future time interval, including health care cost, medical facility visits, sick days, and number of prescriptions. Other examples of health outcomes include blood sugar level, weight or body fat (e.g., BMI), cholesterol level, depression or anxiety disorder, and/or longevity. In one embodiment, each question associated to only one health outcome, and is further assigned a correlative health parameter value that reflects a correlative measure between knowledge of the underlying assertion and a corresponding health outcome. In one implementation, a system of FIG. 2 determines health parameter values for each defined health outcome, and the health parameter value selected for a question is that which has the strongest correlation. If no correlative health determination has been made for a question, then the health parameter values for such questions can be shown as null.

[0081] As further shown by an example of FIG. 3, each question can be linked with multiple topics based on, for example, manual input. The determined difficulty can also be expressed as a parameter, such as a number between 0 and 1. The difficulty level can be independent of the topic

assignment for the question—thus, meaning the difficulty level of a question can be provided as being the same regardless of the assigned topic being considered.

#### Methodology

[0082] FIG. 4 illustrates an example method for predicting a health outcome of a user based in part on whether a user has independent knowledge of an assertion relating to health. FIG. 5 illustrates an example method for predicting a health outcome of a user based on a knowledge profile of a user. In describing example methods of FIG. 4 and FIG. 5, reference may be made to elements of FIG. 1, FIG. 2 or FIG. 3 for purpose of illustrating a suitable component for performing a step or sub-step being described.

[0083] With reference to an example of FIG. 4, a collection of assertions relating to human health can be stored and processed for use with a population of users (**410**). In one implementation, the assertions can be formatted as questions for which the answer from the user indicates whether the user has knowledge of the assertion (**412**).

[0084] For the control population, a health parameter value is determined for individuals of the control population (**420**). The health parameter value can reference actual or real-world data which serves as an indicator of physiological or mental health of a user. In one implementation, the determination of the health parameter value can be based on input of a user. For example, in an interactive gaming environment of FIG. 1, some users can opt-in to provide requested health-specific input, such as the number of sick days taken in the prior month or year. In some embodiments, the health parameter value is based on a defined health outcome (**422**), or combinations of health outcomes. By way of example, the health outcome can correspond to an estimated health care cost for an individual (**424**), a number of medical center visits for an individual in a given duration of time (**425**), a number of prescriptions for the individual in the given time frame (**426**), and a number of sick days an individual incurred in the given duration of time (**428**).

[0085] For each assertion, a correlative health parameter is determined (**430**). Generally, the correlative health parameter corresponds to a parametric measure that quantifiably links knowledge of an assertion to human health. The health parameter value **151a** (FIG. 1), **251** (FIG. 2), as described with other examples, provides an example based on use of a control group (**432**).

[0086] The establishment of questions with associated correlative health parameters can be done through implementation of a model, with ground truth data provided by select users from a larger user base of respondents. Once the correlative health parameters are established for individual questions, the questions can be fielded to the user base. The responses from the user can be used to determine the user's independent knowledge level of a particular assertion (**440**).

[0087] The correlative health parameters for the individual questions answered by the user can be determined and modeled into a value for a particular health outcome (**450**). For each user, the correlative health parameters of the answered questions pertaining to a particular health outcome can serve as inputs in order to determine a predicted health outcome for the user (**460**). Multiple health outcomes can be determined in this manner.

[0088] With reference to FIG. 5, a knowledge profile of a user can be determined, relating to a particular health outcome (**510**). The knowledge profile can reflect answers to

individual questions, or answers to clusters or groups of questions. The knowledge profile can be determined based on a selected definition. In one implementation, the knowledge profile is specific to a question, and reflects whether a user correctly answer the question. In a variation, the knowledge profile is specific to a question, and reflects which question the user answered. Still further, the knowledge profile can reflect the user's answers in aggregate form, such as in a cluster of questions (e.g., 3 to 10 questions), reflecting facets such as the number of questions the user correctly answered in the cluster, or the number of answers provided which were deemed more wrong than others.

[0089] A facet of the knowledge profile can be compared to corresponding facets of knowledge profiles from individuals of a control group (520). In one implementation, the user's answer to a particular set of questions can be individually compared to an answer to the same set of questions from one or multiple persons of the control group. In variations, the user's answer to a cluster of questions can be compared to answers provided by a subset of the control group for the same cluster of questions, with the comparison being made for the cluster of questions as a whole. Still further, the user's answers can be compared to answers provided by a subset of the control group which provided the same exact answers for the cluster of questions.

[0090] A health outcome can be determined for individuals of the control group (530). As mentioned with other examples, the health outcome can be defined as a healthy living style characteristic that is indicative of human health. The health outcome that is determined for a person of the control group can reflect real-world information about that person (532). In one implementation, individuals of the control group can volunteer their personal health outcome information (534). For example, the information can be provided in exchange for some benefit to the person of the control group. In other examples, personal health outcome information for persons in the control group can be determined using data from activity monitoring devices. In variations, the health outcomes information for persons of the control group can be determined from sources such as health care or insurance providers (536).

[0091] The health outcome of a user can be predicted based in part on a correlation between the health outcomes of individuals in the control population and the compared facets of the knowledge profile between the user and persons of the control group (540). Thus for example, a user's answer to individual questions can be compared to the answers provided for the same questions by those members of the control group. As an addition or alternative, a user's answers to a cluster of questions can be compared to answers provided to the same cluster of questions for individuals of the control group, with, for example, the comparison being based on matching the user with a subset of persons of the control group based on a percentage of correct or incorrect answers provided.

#### Health Service Methodology and Sub-System

[0092] FIG. 6A illustrates an example method for providing a health related service to a user based on a knowledge-predicted health outcome for a user. In describing example method of FIG. 6A, reference may be made to elements of FIG. 1, FIG. 2 or FIG. 3 for purpose of illustrating a suitable component for performing a step or sub-step being described.

[0093] With reference to FIG. 6A, a health knowledge profile is determined from each of multiple users (610) with regard to assertions relating to health (e.g., physiological or mental health). As mentioned with other examples, the health knowledge profile can reflect individual answers to questions, those questions which were answered correctly or incorrectly, specific answers provided to specific questions (e.g., such as incorrect answers), and/or percentages of questions answered from a defined cluster of questions.

[0094] Additionally, as mentioned with other examples, a value of a health correlation parameter can be determined as between the user and a subset of persons in the control group (620). With reference to an example of FIG. 1, the health value parameter 151a can, for example, be determined by the health scoring component 140a. In determining the health correlation parameter, a given facet of the users' knowledge profile can be compared to that of relevant persons in the control group (622). By way of example, the comparison can be on a question by question basis, or alternatively, on a cluster basis (e.g., compare set of 5 answers, etc.). Actual health outcomes can be known for members of the control group, and the identified correlative health parameters can be based in part on the known health parameters of individuals in the control group. The correlative health parameter can thus be pre-determined for the control group, and based on real-world information about members of the control group.

[0095] Based on the correlation values, a health outcome determination is provided for the user (630). As shown with an example of FIG. 3, the correlation values can be specific to pre-determined health outcomes. Further with reference to an example of FIG. 1, given a set of health parameter values 151a for a particular health outcome, the health scoring component 140a can make a health outcome determination. The determination of the health outcome can be in the form of a score, so that it gives a relative measure of the particular health outcome as compared to other individuals in the general population. The health outcome determination can correspond to a health outcome score 165a, or alternatively, to a combination of health outcome scores. For example, multiple health outcome scores can be determined for the user, and the scores can be combined to form an aggregate health outcome determination.

[0096] Based on the health outcome determination, a health service benefit can be provided to the user (640). The service or designation can be one made for a set value, wherein the service or designation is associated with a true per-user cost that is not equal to the set value, but which is variable and set to increase over time when individual users in the subset suffer negative health consequences as a result of a naturally progressing medical condition.

[0097] The health service benefit can correspond to a variety of direct and indirect service related benefits. In one implementation, those users with a health outcome determination that exceeds a particular threshold can receive a designation (642). The designation can correspond to a service or credential provided to only select users of, for example, a network service provided with system 100 (644). For example, those users which receive a health outcome determination that places them within the top 10 percentile of all users may receive a certification, which in turn enables them to receiving discounts with their healthcare provider, health insurance, or related health service activities (e.g., discount with nutrition store, athletic gym membership, life

insurance, etc.). Alternatively, the designation can entitle the subset of users to receive a service, such as primary health insurance, supplemental accidental insurance, life insurance, or other membership service (whether health related or not).

[0098] In variations, the health outcome determination provides a basis for predicting a user's health, and this basis can in turn be used to determine health related services for the user (646). For example, health insurance, life insurance, and/or accidental health insurance can be provided to the user with scope and cost determined by the health outcome determination. For example, the cost of the premium or deductible to the individual user can be based on the health outcome determination (648). By way of example, an insurance service can be provided to users of system 100, and those users with better health outcome determinations can be provided discounts to their premiums or deductibles, or alternatively given greater scope of coverage as compared to counterparts users who have lesser health outcome determinations.

[0099] FIG. 6B illustrates a health service sub-system 680, according to an embodiment. A health service sub-system 680 can be implemented with or as part of, for example, system 100. In variations, the health service sub-system 680 can be provided as a separate system which interfaces with the system 100. Additionally, the health service sub-system 680 provides an example of a system on which an example of FIG. 6 can be implemented.

[0100] With reference to FIG. 6B, a health service sub-system 680 includes a system interface 682, a customer data store 684, and service determination logic 686. The health service sub-system 680 can also include a service customer interface 688, such as a web page or application page, which a service customer accesses to provide input for defining the health service offered, as well specific logic or parameters for the service determination logic 686. The service customer input 685 can, for example, include text data definition of the service offered (e.g., terms of health or life insurance), as well a supplemental content for viewing by users of system 100. This input can be stored in the service data store 684.

[0101] In some variations, the service customer input 685 can further input parameters 683 and other logic (e.g., rules) for the service determination logic 686. The parameters 683 and rules can, for example, including definition of the qualifications needed for users to (i) receive the service, (ii) receive a particular facet or tier of the service, and/or (iii) receive the service or tier according to a particular price structure. For example, the service can include tiers of benefits, or multi-tiered cost structure, and each tier can be provided to users based on qualifications, such as one or more of (i) a threshold health outcome score or set of scores, (ii) a threshold combination of health outcome score, and/or (iii) other health outcome determination.

[0102] The system interface 682 can interface with the user health database 680 in order to determine the health outcome scores 689 of a given user or user-base. In a variation, the system interface 682 can communicate with a push or trigger component on the system 100 which in turn retrieves and pushes specified health outcome scores to the system interface 682. In some embodiments, end-users are precluded from handling health outcome data. The output of health determination logic 686 can correspond to a notification 691, which can specify the results of the health

determination logic 686. These results can be communicated to either the user or to a provider of the health service benefit.

#### Game Play

[0103] Numerous embodiments described use of game play and logic as a mechanism to increase use response and participation. More user response and participation can have numerous benefits, including (i) increasing the size of the control group, by finding more qualified volunteers who are willing to provide real-world health information for purpose of developing health correlations to questions, (ii) more predictive correlations based on larger statistical sample, and (iii) data points from users, enabling better prediction of individual user health. Additionally, the use of game logic provides a mechanism to hide health correlative questions from public inspection, thereby precluding users from "gaming" the questions (e.g., studying) for purpose of receiving a good health score.

[0104] FIG. 7A illustrates an example method for providing a game-based environment in which user responses enable prediction of health outcomes for individual users. In describing an example method of FIG. 7A, reference may be made to elements of FIG. 1, FIG. 2 or FIG. 3 for purpose of illustrating a suitable component for performing a step or sub-step being described.

[0105] With reference to an example of FIG. 7A, a set of questions can be stored, where at least some of the questions are based on assertions that are core relative to health (702). For example, questions can be stored in the question library 152, after being processed using a system such as described with an example of FIG. 2. The stored questions can include both (i) health correlative questions, which are used in determining a health outcome score or determination for the user (704); and (ii) non-health correlative questions. While the latter questions may pertain to health, those questions have either not been determined to be correlative or health, or those questions have little relevance to awareness for health, and thus correlative to actual human health (706). As mentioned with other examples, a gaming environment can be implemented in which the questions are provided as trivia, so that users receive entertainment benefit from participating in answering questions.

[0106] Still further, as described with other examples, the health correlative questions can be processed to determine a health correlative parameter (710). For example, question analysis subsystem 200 can be used to determine a health correlative parameter 151a for a given question. Still further, as described with other examples, the health correlative parameter can be based on persons in the control population who have knowledge (or knowledge deficit thereof) of an assertion underlying the particular question (712).

[0107] In order to encourage participation and development of accurate health outcome scores and determinations, a gaming environment can be established in which users are asked questions in a competitive or semi-competitive context (720). An example of a gaming environment is shown with environments depicted through interfaces of FIG. 8A through 8H.

[0108] The user responses to trivia questions are recorded, with those responses including both scores related to health correlative questions (730) and scores related to all questions (or alternatively to non-health correlative scores) (732). As described with an example of FIG. 6, the health

correlative questions can be scored for purpose of determining health services to the user (740). This score may be hidden or unknown to the user, and determine independently of the overall gaming score.

[0109] Conversely, the overall gaming score can be published in a social or gaming environment, to provide the user with credentials in the community of the service provided through system 100 (742). For example, the user can use the latter gaming score to achieve credentials that give the user authority on message board discussions, and question and answer forums of the community platform.

[0110] In some variations, the gaming score can also provide a mechanism to provide health base recommendations to the user (744). For example, the user's knowledge base can be evaluated based on topical subjects, and the user's deficiency or strengths respect to specific topics of health can be used to infer physiological or mental information about the user.

[0111] FIG. 7B illustrates a knowledge-based recommendation engine, according to one or more embodiments. With reference to FIG. 1 and FIG. 7B, for example, the response analysis component 164 can include recommendation engine 780. The recommendation engine 780 can use information about the user's knowledge in order to generate recommendations 785, which can include content that communicates to the user specific actions, lifestyle choices, or areas of growth (for knowledge or lifestyle), for purpose of growth.

[0112] In one implementation, the recommendations 785 can be based on the determinations of the user's strength or weakness with regards to specific topics of health. The recommendation engine 780 can include processes 782 which retrieve the user's topical scores 781, and then correlate the topical scores with recommendation logic 790. The recommendation logic 790 can include rules 791, 793 for selecting recommendations for the user based on different topical scores and criteria. For example, the recommendation logic 790 can include rules for suggesting recommendations to users for specific topics when the user's score for the topic is below a threshold. By way of example, a topic can be defined for cardiac health, and anytime a user's topical score for cardiac health is below a threshold, a set of recommendations 785 for improving the user's cardiac health can be generated and communicated to the user. Likewise, if the user's knowledge is strong in a particular topic, that can also be interpreted as interest, and the recommendation logic 790 can utilize the score to suggest recommendations that are of an advanced level. For example, if the user scores high in the topic of weight lifting, then the recommendation provided to the user can include specific techniques or recommendations based on questions that have the highest difficulty level (as determined from, for example, a calibration component 230 of FIG. 2).

[0113] In some implementations, activity monitoring devices 770 can provide device data 774, which can include indicators of a user's overall health and fitness levels, to the recommendation logic 790. These devices can include GPS receivers to record statistics like pace, distance, elevation, route history and workout summaries. In addition, they can include sensors such as accelerometers, a gyroscope, a compass, an ambient light sensor, heart rate sensor, among other features capable of tracking and recording health and fitness parameters. Examples of device data 774 include heart rate and heart rate trends, steps, distance traveled,

floors climbed, calories burned, active minutes, sleep quality, blood sugar, and cholesterol levels, among others. Recommendation logic 790 can then use device 774, alone or in combination with rules 791, 793 and topical scores 781, in order to create the recommendation set 785. For example, if topical scores 781 show that a user has poor knowledge of cholesterol but device data 774 indicates that the user's cholesterol levels are satisfactory, recommendation logic 790 may choose not to recommend cholesterol-related questions.

[0114] In a variation, the set of recommendations 785 generated for any one topic can be associated linked with questions or sub-topics of questions. A recommendation filter 792 can filter the recommendations 785, so as to weed out those recommendations the user likely knows based on their correctly answered questions.

[0115] Still further, the recommendation logic 790 can include combination rules, which select recommendations 785 for the user based on criterion provided by the user's topical score in two or more topics. The combination rules can identify subject matter relevancy between topics, so that the user's knowledge of one topic will benefit another or vice versa. In one implementation, when the user's topical score of one topic exceeds a threshold, and the topical score of another topic is below a threshold, then the recommendation may be provided that assumes user activity or interest in one topic to assist the user's knowledge or lifestyle with regards to the second topic. For example, the user may have scored high in the topic of weight-lifting, but scored low in nutrition or sleep. The recommendation provided to the user may identify the recommended hours for the user to sleep in order to add muscle mass.

[0116] By way of another example, if the user is strong on a subject such as weight training, but poor in nutrition, then the recommendation engine can suggest (i) that the user develop his knowledge on nutrition, (ii) identify nutritional information related to training in order to provide recommendations. Recommendations can include, for example, what the user should eat when training, how such nutritional intake can affect performance in training, recommendations for the user to confirm with a nutritionist, and expected results that can be achieved through proper diet and weight training. Such an example illustrates recommendations that can be made based on the user being strong in his or her knowledge base for one topic and weak in another topic. In such scenarios, the relationship between the two topics can be determined in order to generate programmatically actions and subtopics of learning which may be of interest or benefit to the user.

[0117] Similar recommendations can be determined and linked to user's topical scores based on different threshold determinations. In one implementation, if the user scores low on two topics related by subject matter, the user's recommendation may be selected on the assumption that the user suffers from health consequences related to a physiological or mental problem related to the topics.

[0118] Still further, analysis of the topical determinations can also be used to infer characteristics about the respondents, without any mathematical correlation being made to the control population. For example, an individual who scores poorly in both nutrition and exercise can be inferred to be obese, potentially diabetic, and/or suffer from other health related issues such as depression. Based on such analysis, the recommendation engine can suggest areas of

growth for the user's knowledge. The recommendation engine **780** can also provide recommended actions, such as publishing a diet to the user for weight loss, suggesting the user visits a psychiatrist (on a sound assumption that the user is depressed), suggesting the user sees a nutritionist and/or personal trainer (on the side assumption that the user is overweight), or recommend that the user have his blood sugar checked for diabetes and or high cholesterol. Such actions can follow when the user scores poorly on knowledge in topics that have synergy or relation to one another when considered for physiological or mental health.

[0119] FIG. 7C illustrates an example method for choosing questions to provide to a user based on data retrieved from activity monitoring devices. In describing an example method of FIG. 7A, reference may be made to elements of FIG. 1, FIG. 2 or FIG. 3 for purpose of illustrating a suitable component for performing a step or sub-step being described.

[0120] With reference to an example of FIG. 7A, a set of questions can be stored, where at least some of the questions are based on assertions that are core relative to health (**750**). For example, questions can be stored in the question library **152**, after being processed using a system such as described with an example of FIG. 2. The stored questions can include both (i) health correlative questions, which are used in determining a health outcome score or determination for the user (**752**); and (ii) non-health correlative questions. While the latter questions may pertain to health, those questions have either not been determined to be correlative for health, or those questions have little relevance to awareness for health, and thus correlative to actual human health (**754**). As mentioned with other examples, a gaming environment can be implemented in which the questions are provided as trivia, so that users receive entertainment benefit from participating in answering questions.

[0121] Still further, as described with other examples, the health correlative questions can be processed to determine a health correlative parameter (**755**). For example, question analysis subsystem **200** can be used to determine a health correlative parameter **151a** for a given question. Still further, as described with other examples, the health correlative parameter can be based on persons in the control population who have knowledge (or knowledge deficit thereof) of an assertion underlying the particular question (**760**).

[0122] In some aspects, in order to contextually choose questions, question selection **120** can retrieve data generated by activity monitoring devices **191** (**762**). This can include direct indicators of health such as heart rate, blood sugar, and cholesterol levels (**763**) as well as information regarding exercise such as steps taken per day, calories burned, and average activity levels (**764**). These devices typically include sensors such as accelerometers, a gyroscope, compass, GPS, and a light sensor, among others, that can be used to calculate certain health parameters like quality of sleep and distance traveled per day (**765**). In addition, GPS and clock data can be combined with other health and fitness data in order to determine a user's schedule and where the user is located (**766**).

[0123] After retrieving the activity monitoring device data, question selection **120** can choose questions taking into account the data (**768**). For example, if health data shows that a user has high blood pressure, questions relating to how to lower blood pressure can be chosen. If the user is shown to have poor sleep quality, questions about tips to get better

sleep can be chosen. If the user has just finished a workout, questions about post-workout recovery can be chosen. If a user is determined to be a new runner, questions about basic running knowledge can be chosen, whereas if a user is an advanced runner, more advanced questions can be chosen instead.

[0124] Location data and time data can also be used to interpret a user's schedule and choose appropriate schedule-related questions. For example, if the data show that a user commutes via a long subway ride every weekday, questions about exercise ideas for long commuters can be shown. If a user is detected in a restaurant, questions regarding healthy food choices can be shown, and if a user is in a grocery store, questions about vegetables, organic food, and nutrition can be shown.

[0125] In order to encourage participation and development of accurate health outcome scores and determinations, a gaming environment can be established in which users are asked questions in a competitive or semi-competitive context (**720**). An example of a gaming environment is shown with environments depicted through interfaces of FIG. 8A through 8H.

#### Example Interfaces

[0126] FIG. 8A through 8H illustrate example interfaces for use with one or more embodiments described herein. Interfaces such as described with FIGS. 8A through 8H can be implemented using, for example, a system such as described with an example of FIG. 1. Accordingly, reference may be made to elements of FIG. 1 for purpose of illustrating suitable components for implementing an interface as described.

[0127] In FIG. 8A, in interface **800** provides a topical selection **804** for a user (e.g., nutrition). The interface **800** can be displayed with information from the user's profile **138**, such as their game score **802** (e.g., provided as game data **119** of the user's profile, in an example of FIG. 1) and badges or certifications **805**.

[0128] The panel **810** of FIG. 8B illustrates a question **812**, in the form of trivia. A set of answers **814** can be provided to the user, from which the user can make selection of in order to affect his or her score.

[0129] FIG. 8C illustrates a panel **820** that provides feedback **825** to the user as to the correctness of the answer, as well as supplemental information regarding the correct answer and/or assertion underlying the question. In FIG. 8D, once the user provides the answer, the user can be provided an additional panel **830**, displaying the underlying assertion **832** behind the question. Other information, such as the percentage of individuals who answer the question correctly can be displayed to the user. This feature **834** can also reflect the difficulty level of the question.

[0130] FIG. 8E illustrates a panel **840** on which a menu of options is provided. The user can select from the menu of options. As shown, the functionality provided includes gaming (e.g., leader board) and community interaction (e.g., discussions), in a gaming and social environment such as described with an example of FIG. 1. Additionally, the menu of options can include a health report feature **842** that can display, for example, recommendations as determined from an example of FIG. 7.

[0131] FIG. 8F illustrates a panel **850** that provides a gaming summary for the user, displaying the user's overall

score **852**, as well as badges or honors marking **854** achievements in the number of questions the user answered etc.

[0132] FIG. **8G** illustrates a panel **860** on which a leaderboard **862** is provided. The leaderboard can be topic specific and/or categorized by user level.

[0133] FIG. **8H** illustrates the panel **870** for enabling social interaction, gaming and knowledge base forums through a system such as described with an example of FIG. **1**. Among other social interaction functions, one or more knowledge base “twins” can be identified to the user. The twins can correspond to an individual who closely shares one or more of (i) knowledge profile about health, or certain topics of health with the user, and/or (ii) similar or same health outcome values or determinations. As an addition or variation, the twin can also include similar demographic profile, such as having the same gender, age and/or race. Identify twins can be shown to each other as a mechanism for building social interaction and shared experiences, particularly as to distributing health-based knowledge, information and services.

#### Computer System

[0134] One or more embodiments described herein provide that methods, techniques and actions performed by a computing device are performed programmatically, or as a computer-implemented method. Programmatically means through the use of code, or computer-executable instructions. A programmatically performed step may or may not be automatic.

[0135] One or more embodiments described herein may be implemented using programmatic modules or components. A programmatic module or component may include a program, a subroutine, a portion of a program, or a software or a hardware component capable of performing one or more stated tasks or functions. As used herein, a module or component can exist on a hardware component independently of other modules or components. Alternatively, a module or component can be a shared element or process of other modules, programs or machines.

[0136] Furthermore, one or more embodiments described herein may be implemented through instructions that are executable by one or more processors. These instructions may be carried on a computer-readable medium. Machines shown or described with figures below provide examples of processing resources and computer-readable mediums on which instructions for implementing embodiments of the invention can be carried and/or executed. In particular, the numerous machines shown with embodiments of the invention include processor(s) and various forms of memory for holding data and instructions. Examples of computer-readable mediums include permanent memory storage devices, such as hard drives on personal computers or servers. Other examples of computer storage mediums include portable storage units, such as CD or DVD units, flash or solid state memory (such as carried on many cell phones and consumer electronic devices) and magnetic memory. Computers, terminals, network enabled devices (e.g., mobile devices such as cell phones) are all examples of machines and devices that utilize processors, memory, and instructions stored on computer-readable mediums. Additionally, embodiments may be implemented in the form of computer-programs, or a computer usable carrier medium capable of carrying such a program.

[0137] FIG. **9** is a block diagram that illustrates a computer system upon which embodiments described herein may be implemented. For example, in the context of FIG. **1**, FIG. **2**, FIG. **6B** and FIG. **7B**, a network service or system can be implemented using one or more computer systems such as described by FIG. **9**. Still further, methods such as described with FIG. **4**, FIG. **5**, FIG. **6A** and FIG. **7A** can be implemented using a computer system such as described with an example of FIG. **9**.

[0138] In an embodiment, computer system **900** includes processor **904**, memory **906** (including non-transitory memory), storage device, and communication interface **918**. Computer system **900** includes at least one processor **904** for processing information. Computer system **900** also includes a memory **906**, such as a random access memory (RAM) or other dynamic storage device, for storing information and instructions to be executed by processor **904**. The memory **906** also may be used for storing temporary variables or other intermediate information during execution of instructions to be executed by processor **904**. Computer system **900** may also include a read only memory (ROM) or other static storage device for storing static information and instructions for processor **904**. The communication interface **918** may enable the computer system **900** to communicate with one or more networks through use of the network link **920** (wireless or wireline).

[0139] In one implementation, memory **906** may store instructions for implementing functionality such as described with example systems or sub-systems of FIG. **1**, FIG. **2**, FIG. **6B** or FIG. **7B**, or implemented through example methods such as described with FIG. **4**, FIG. **5**, FIG. **6A** or FIG. **7A**. Likewise, the processor **904** may execute the instructions in providing functionality as described with example systems or sub-systems of FIG. **1**, FIG. **2**, FIG. **6B** or FIG. **7B**, or performing operations as described with example methods of FIG. **4**, FIG. **5**, FIG. **6A** or FIG. **7A**.

[0140] Embodiments described herein are related to the use of computer system **900** for implementing functionality as described herein. The memory **906**, for example, can store a question library **931** (see, e.g., also question library **152** of FIG. **1**), including values for health correlative parameters **933** (see e.g., also health correlative parameters **151a** of FIG. **1**) of the some questions. The memory **906** can also store instructions **941** for determining a health score, in order to determine one or more correlative health parameters for a user, in connection with the user’s participation of responding to questions in an interactive community or game environment. According to one embodiment, functionality such as described herein can be performed by computer system **900** in response to processor **904** executing one or more sequences of one or more instructions contained in the memory **906**. Such instructions may be read into memory **906** from another machine-readable medium, such as through a non-transitory storage device. Execution of the sequences of instructions contained in memory **906** causes processor **904** to perform the process steps described herein. In alternative embodiments, hard-wired circuitry may be used in place of or in combination with software instructions to implement embodiments described herein. Thus, embodiments described are not limited to any specific combination of hardware circuitry and software.

## Mortality System Overview

[0141] FIG. 10 illustrates a real-world mortality information system, according to an embodiment. In particular, FIG. 10 illustrates a real-world mortality information system 1000 for extracting real-world data about mortality outcomes for the purpose of determining whether knowledge of underlying assertions can be correlated to mortality rate. According to some embodiments, individual questions, or alternatively groups of questions, can be correlated to a quantifiable metric that statistically relates a user's knowledge (or lack of knowledge) for an underlying assertion to a likelihood of a mortality outcome. Some embodiments of the system 1000 can be implemented as a sub-system of a health/mortality predictive system 100, such as shown with an example of FIG. 1. Determinations such as described with various examples may include determining health, mental health, mortality, morbidity, or underwriting class for health/life insurance.

[0142] In more detail, system 1000 includes one or more third party interfaces 1010 that can indicate whether an individual has passed away. The third party interfaces 1010, for example, can include interfaces to social media sites (e.g., FACEBOOK, TWITTER, LINKEDIN, INSTAGRAM, etc.) and/or obituary services, which can provide information about individuals of a user base, including whether users are deceased. Social media sites may, for example, carry content marking the death of a user. Such content may include photographs and/or text posted by friends and family. The social media accounts of users may be accessed by their content. As described with numerous examples, in subsequent months and years, the accounts of users with such sites may be accessed to determine (or verify determination made through a separate source) those users who have deceased. In some variations, the social media accounts of friends, family members, and/or employers for individual users may also be utilized to determine (or verify) when a user is deceased.

[0143] The system 1000 can include a content analysis system 1020 that includes functionality for receiving real-world user data 1011 from third party interfaces 1010. The third-party interfaces 1010 may include social media sites and/or obituaries services. The real-world user data 1011 can include social network content and/or obituary content.

[0144] In one implementation, the content analysis system 1020 utilizes analysis rules 1022 to generate a determination of a real-world mortality outcome (e.g., whether the user is deceased, living, and/or unknown) for an individual. The analysis rules 1022 can be implemented as a formula or model, and can image analysis 1030 and/or text analysis logic 1040.

[0145] In some embodiments, the image analysis 1030 and/or text analysis logic 1040 data can operate on respective image and text content to identify hints, clues or explicit evidence of a user's mortality outcome. For example, text analysis logic 1040 may parse text content from a social network account to identify tribute markers and/or keywords 1032. Likewise, image analysis 1030 can recognize text in images in order to identify tribute markers/keywords 1032. Thus, the tribute markers/keywords 1032 may be markers identified through image and/or word recognition. By way of example, tribute markers may include "we will miss you," "rest in peace," "our condolences," "sorry for your loss," "in a better place," "everything happens for a reason," "will be in our thoughts and prayers," etc. Markers through image

recognition can also be extracted from photographs, such as photographs of grave markers or tombstones.

[0146] In some variations, the social networking content of relatives, friends or employers may also be analyzed to confirm or weight a determination of mortality outcome. For example, links to the social networking page of a given user may be analyzed to determine an account of a spouse or close relative. The social networking account of the relative can then be analyzed for markers that indicate the loss of a loved one. The markers may be specific to the relationship between the relative and the person for whom the mortality determination is being made.

[0147] A sentiment analysis component 1034 can also analyze social network content associated with a user account to determine an overall sentiment 1035 for the social network content in a given time frame. The sentiment analysis component 1034 may utilize an output of image analysis 1030 and/or text analysis 1040 (e.g., tribute markers/keywords 1032). As an alternative or addition, the sentiment analysis component 1034 may process social network content directly from the user's account. An output of the sentiment analysis component 1034 may include a sentiment 1035. The sentiment 1035 may represent one of multiple possible sentiment values, such as (i) sad or not sad, (ii) sad, happy, neutral or (iii) sad, happy, angry, neutral.

[0148] Mortality determination logic 1046 may receive input from 1020, and determine a mortality output 1049. The mortality output 1049 can identify a user (e.g., by name, by moniker, hashed identifier, etc.) and associate the user with a mortality determination. The mortality determination can correspond to, for example, one of alive, deceased, unknown. In variations, the mortality determination can also be associated with a confidence score, which indicates a certainty of the determination. For example, if the confidence score is above a threshold, the mortality determination may indicate that the user is deceased. However, if the confidence score is below the threshold, the mortality determination may indicate that the user is likely deceased, or alternatively, unknown as to alive or deceased.

[0149] According to examples, the mortality determination logic 1046 employs programmatic methodologies in order to make the mortality determination for given individual automatically, and without input from a human. In some examples, system 1000 operates in an anonymized manner, so that input and output from system 1000 is not accessible to humans. For example, real-world user data 1011 may be encrypted, and the association between user and mortality determination may be in the form of a protected tuple a data set. The programmatic methodologies can include, for example neural network or random forest algorithms, which can associate weights and confidence values to markers/keywords 1032. In some examples, the mortality determination logic 1046 also obtains contextual data relating to markers/keywords 1032. The contextual data can for example, identify relative placement of keywords in a phrase (e.g., words towards the beginning of a sentence versus in the middle of a paragraph), placement of markers/tributes 1032 in captions of images, prominence of markers/tributes 1032 etc.

[0150] Additionally, in some examples, sentiment 1035 can be used to weight markers/keywords 1032 for or against a particular determination. For example, the marker/tribute 1032 for a particular user may include a keyword that is strongly associated with a mortality determination of

deceased, but the particular marker may be devalued (e.g., associated with a low confidence score) because a sentiment **1035** of posts and comments related to the text indicate a relatively happy mood.

**[0151]** In some examples, when the mortality determination logic **1046** determines that an individual is deceased, the name of the deceased individual can be generated and sent to a name comparison component **1050**, which compares the deceased's name to names within a user name database **1060**. The user name database **1060** may, for example, include names of individuals within a user population, or alternatively, within a control population of the user base. The name of the deceased individual may be included as real-world information **1070** that is output once a match to a name in the user name database **1060** has been established. The real-world information **1070** can be compared to expected mortality outcomes in a physiological health, mental health, mortality, morbidity, and/or underwriting predictive system **100** (such as shown with an example of FIG. 1), where the comparison between actual mortality outcomes and expected mortality outcomes within the control group can be included in determining how knowledge of underlying assertions is correlated with mortality rate.

**[0152]** In some variations, the content analysis system **1020** may receive user names within the user name database **1060** and then analyze social network content from third party interfaces **1010** for social network accounts associated with those user names. For example, the content analysis system **1020** can receive a user name from the user name database **1060** through the name compare system **1050**. The third party interfaces **1010** can be searched with each received user name to verify whether the individual associated with each user name is deceased. This can be done on a continuous basis.

**[0153]** According to some examples, when individuals in the user name database **1060** are determined to be deceased, they can be added to the control group for determining correlative mortality parameter values. In some examples, the individuals are added to the control group if certain conditions are satisfied, such as age (e.g., only individuals above 50 are added to the control group), cause of death (e.g., accidental or non-natural cause of death is not considered).

**[0154]** In some variations, one or more additional verification processes can be performed to verify an alternate determination that an individual of a control group (or candidate thereof) is deceased. For example, system **100** may identify past and current users who have deceased from a given source, such as third-party obituary services. In such examples, a separate verification process (or set of processes) can be implemented to verify a past or current user that is determined to be deceased through the alternate source. In some examples, a programmatic process may be implemented to confirm or otherwise verify that an individual is deceased.

**[0155]** In one implementation, the programmatic verification process may include analyzing content of the social networking page of the users who have been identified as deceased through an alternative or independent source. For such users, the verification process can include scanning content of social networking accounts of users who have been identified as deceased in order to confirm the user is deceased. As described with other examples, the analysis

can include parsing text and analyzing images for markers that are typical for deceased persons.

**[0156]** In some variations, social networking accounts of family members for such users can be identified programmatically, through, for example, links provided on a user's social networking page. The accounts of the family members may also be analyzed to further verify the determination that the original user is deceased. For example, the social networking page of a spouse can be analyzed for markers that indicate a loss of the individual's spouse. The markers may be specific to the relationship between the family member and the original user who is thought to be deceased.

#### Lifestyle Categorization Determinations

**[0157]** FIG. 11 illustrates a system to categorize a life style of a user, according to an embodiment. In some examples, a lifestyle determination system **1100** extracts and analyzes social media content about a user in order to determine one or more lifestyle categorizations of the user. The system **1100** may be implemented through one or more computers, such as described with, for example, FIG. 9. For example, the system **1100** may be implemented through use of a server, or set of servers, which programmatically interface with social networking sites in order to determine lifestyle categorization, as described with examples provided below.

**[0158]** According to some embodiments, individual questions, or alternatively groups or series of questions, can be correlated to a quantifiable metric that statistically relates a user's knowledge (or alternatively lack of knowledge) of an underlying assertion to one or more characteristics of the user. The one or more characteristics of the user may be related to the user's physiological health, mental health, mortality rate, morbidity rate, and/or underwriting class can be associated with one or more related attributes that can be verified through social media content. Some embodiments of the lifestyle determination system **1100**, for example, can be implemented as a sub-system of a system **100**, such as shown in FIG. 1.

**[0159]** In an example of FIG. 11, the system **1100** may include a user categorization system **1102** and a social network content analysis ("SNCA") component **1108**. The SNCA component **1108** analyzes social network content of individual users to determine characteristics or traits of the user, from text and/or image content, as well as metadata and affiliations or social connections.

**[0160]** The SNCA component **1108** may utilize programmatic interfaces to social networking services, in order to retrieve content from a specific user's account. In more detail, SNCA component **1108** may include functionality ("social network connectors **1118**") for retrieving or otherwise obtaining social network content of a user from a particular source. The social network connectors **1118** can, for example, interface with specific user accounts on social media sites such as FACEBOOK, TWITTER, LINKEDIN, INSTAGRAM, etc., to retrieve text and images from the user's account. In some variations, the SNCA component **1108** may utilize social networks connectors **1118** to retrieve social network content from accounts which are linked to the user, for individuals whom are identified as the spouse, sibling, parent, child, close friend or co-worker.

**[0161]** In some implementations, the social network content of a user can be analyzed to determine a set of attributes **1106** from which a lifestyle categorization may be inferred. The SNCA component **1108** may include an image analysis



component **1112**, a text analysis component **1114**, and an affiliation analysis component **1116**. The SNCA component **1108** may use the image analysis logic **1112** to perform image analysis of objects, text or persons, in order to determine markers of a particular lifestyle category. For example, the image analysis logic **1112** may be analyzed to determine whether the user participates in sporting events, attends barbecues, or is a smoker. The text analysis logic **1114** may parse captions, comments, or postings of the user to determine events or activities which the user participated in, as well as hobbies or interests of the user. In some implementations, the text analysis logic **1114** may access a list or library of keywords in order to determine whether the keywords exist in the social network content of a given user. As an addition or variation, the text analysis logic **1114** may identify contextual data about textual content, including placement of individual words relative to, for example, a beginning of an entry or to other words. Still further, in some variations, the text analysis logic **1114** may perform sentiment analysis on individual posts or entries to determine a user's sentiment about a particular event or caption.

[0162] The affiliation logic **1116** can identify social connections of the user, and process content or known information about the connections in order to determine interests, activities, events or other information about a user. The relevance of identified affiliations may be based on assumptions. In some examples, affiliations may be used as a form of verification. For example, an assumption may exist that vegans and smokers tend to have spouses who are also vegans or smokers. The SNCA component **1108** may thus identify such connections using the affiliation logic **1116**, and then process the social network content of such connections using the image analysis logic **1112** and the text analysis logic **1114**.

[0163] In some embodiments, the image analysis logic **1112**, the text analysis logic **1114**, and/or the affiliation logic **1116** data can be analyzed for respective attributes **1106** of a predefined lifestyle category. The attributes **1106** can be determined from social network content **1101** through image and textual analysis. Additionally and/or alternatively, content can be associated with connections of the user in a particular social network forum. As output, the SNCA component **1108** may determine one or multiple attributes **1106**, each of which may relate to a lifestyle category.

[0164] In some variations, the user's commentary or activity can also be detected and analyzed. For example, the users "likes" or comments can be detected, and a subject of the activity may be extracted from the content and analyzed for text and image content.

[0165] The SNCA component **1108** may determine individual attributes **1106** along with a score which indicates a confidence that the attribute is that of the user. For example, the SNCA component **1108** may determine as an attribute, that the user is a turkey eater by analyzing Thanksgiving pictures from the user's social network account. The determination that the user is a turkey eater can be relevant to whether the user is a vegan. The attribute **1106** for Thanksgiving turkey eater can be provided a score that measures a confidence related to one or more of the following: (i) the content analyzed in fact showed a turkey as part of a Thanksgiving feast (e.g., image of cooked turkey), (ii) the user participated in that particular Thanksgiving feast (e.g.,

"lovely dinner at our in-laws"), and/or (iii) the user ate turkey on that event (e.g., text content "Turkey was delicious!").

[0166] As another example, the SNCA component **1108** may identify attributes **1106** which have strong associations with a particular lifestyle category. For example, the affiliation logic **1116** may identify the presence of a link to a cigar club, which would provide strong indication that the person smokes cigars. At least one of the attributes **1106** which is output by the SNCA component **1108** may identify as cigar smoker.

[0167] Similarly, the image analysis logic **1112** may be trained to detect cigarettes (e.g., orange tips and smoke) in the user's images, and then perform image recognition to identify the user's face in relation to the cigarette. In such an example, the SNCA component **1108** may output an attribute **1106** of cigarette smoker. A confidence score may reflect a certainty to which a cigarette was detected in the social content of the user, as well as a certainty that the user was the one smoking the cigarette.

[0168] As another example, the SNCA component **1108** may be triggered to retrieve content from a spouse of a user in order to determine second order attributes **1107**, which may be probative of a particular lifestyle categorization. For example, an assumption may be implemented by the user categorization system **1102**, such as an assumption that vegans have spouses that are also vegans. Still further, the SNCA component **1108** may analyze affiliations to identify groups or organizations which the user may support. For example, the user categorization system **1102** may also implement the assumption that an SPCA supporter is more likely to be a vegan.

[0169] In some embodiments, the attributes **1106** which are determined for the user can include both positive and negative attributes, where positive attributes correlate positively with the categorization and negative attributes inversely correlate with the categorization. For example, if the user is categorized as "vegan," an affinity for barbecue (e.g., the user hosts a barbecue, as determined from text and image content) would be a negative attribute that would cause the system **1100** to determine the categorization may not be accurate for the user.

[0170] Still further, the social network content **1101** of users can be analyzed for markers and/or keywords that correlate to attributes **1106**. Additionally, connections and affiliations, such as of related persons (e.g., spouse, sibling, child, parent, close friend, employer, supported organization) can be identified for relevance. In some examples, social network content from such connections may be retrieved and analyzed for probative attributes **1106**. For example, a user categorized as "vegan" may have a spouse identified through FACEBOOK. In that case, the system **1100** can search for the spouse's name and, if there is a match, better correlate the user with the "vegan" category (e.g., by weighting the category more heavily).

[0171] The user categorization system **1102** may implement one or more rules or models (e.g., neural network, random forest) to determine one or more lifestyle categories for a user, based at least in part on the attributes **1106** determined from processing the user's social networking content. By way of example, the lifestyle categories can include (i) whether the user is a vegetarian, (ii) whether the user is a smoker, (iii) whether the user is a cigar smoker, (iv) whether the user sits a lot during the workday (e.g., based on

images from work), (v) whether the user participates in athletic events, (vi) whether the user prepares his own food or eats out. In variations, more refined categorizations may be utilized, such as dietary habits (e.g., Mediterranean, vegan, vegetarian, pescatarian, raw food, paleo, etc.), exercise habits (e.g., athlete), and/or demographic information (e.g., wealth, class status, education level, age, gender, geographic location, families and living arrangements, etc.). Each lifestyle category **1111** can include a category definition.

[0172] In some examples, the category definitions may include a set of attributes which individually carry a different weight relative to other attributes in regards to determining whether a particular lifestyle category is applicable to a user based on their social network content. According to some examples, the category definitions for individual categories include (i) one or more attributes which necessarily indicate the user has a particular lifestyle category (e.g., content showing the user eating meat means he is not a vegan, and non-vegan lifestyle category), (ii) one or more attributes which strongly indicate the user is of a particular lifestyle category (e.g., a single picture of the user near a cigarette is a strong indicator, but not conclusive that the user is a smoker), and/or (iii) one or more attributes which moderately indicative of a lifestyle category (e.g., a user posting about runs is moderately indicative of an athletic lifestyle). The user categorization system **1102** may implement a model or scoring algorithm to determine, from attributes **1106**, which of multiple possible lifestyle categories the user belongs in.

[0173] As an addition or variation, the user categorization system **1102** may determine one or more user parameters that correlate to the determined lifestyle categorization **1124**. In some examples, the user categorization system **1102** can associate a user categorization score associated with the lifestyle categorizations **1124** of the user. The user categorization score may be a percentage or weight correlated with the likelihood of the user falling within the categorization. In variations, the user categorization score may reflect a magnitude by which a person can be viewed as having a particular lifestyle (e.g., light smoker versus heavy smoker; pure vegan or vegan with exceptions, etc.).

[0174] In some implementations, the lifestyle categorizations **1124** can be used to configure implementation and/or use of system **100** for a given user. For example, the lifestyle categorizations **1124** can be stored with a user profile, and the lifestyle categorizations **1124** can be used to determine which questions to ask the user. Alternatively, the lifestyle categorizations **1124** can be used to weight the health outcome score **165a** and/or mortality outcome parameter **165b** determined from the system **100**.

[0175] As an addition or variation, the lifestyle categorizations **1124** can be utilized as input in determining, for example, a person's eligibility or pricing for a product or service that can be valued on, for example, the user's well-being and/or longevity. By way of example, the lifestyle categorizations **1124** can be used to reduce the premium or deductible a person pays for health or life insurance. Still further, the lifestyle categorizations **1124** may be used to determine an individual's eligibility for a product or service.

[0176] In some variations, the lifestyle categorizations **1124** is used in combination with one or more other inputs in order to determine eligibility or pricing for products or

services such as health and life insurance. For example, the lifestyle categorizations **1124** may be used in combination with outputs of system **100** in order to determine pricing and/or eligibility for insurance products.

[0177] In some examples, the lifestyle categorizations **1124** can be predictive without input from the user. The categorizations **1124** can be associated with characteristics of the user that can be quantifiable such that the characteristics (and, accordingly, categorizations) can be verifiable from independent sources, such as subsequent input from the user or from determinations of system **100** (e.g., after user answers sufficient questions to develop profile). In some examples, the lifestyle categorizations **1124** can be verified by independent sources, and then used to train one or more models of the user categorization system **1102**.

[0178] In some embodiments, the lifestyle categorizations **1124** can be used to verify or refine categorizations of a user based on the user's knowledge of assertions, as determined from answering questions selected from the system **100**. For example, the system **100** can generate fact-based questions on various topics of health for the purposes of (i) obtaining responses from users, and (ii) correlating all or some of those responses to physiological health, mental health, mortality rate, morbidity rate and/or underwriting class (for health or life insurance) predictions. Accordingly, a user may make an assertion related to (e.g., answer) one or more fact based questions, and from the user's assertions, the user's independent knowledge of the assertion can be determined. From this, the user categorization system **1102** can make predictions about the user's attributes and, accordingly, categorize the user on that basis. In some embodiments, correlating responses to category predictions may be done through a correlative model or formula that is developed using a control population, such that the user's independent knowledge can be compared to the control population's independent knowledge.

[0179] FIG. 12 illustrates an automated method for utilizing information about a user. A method such as described with an example of FIG. 12 may be implemented using, for example, a system such as described with an example of FIG. 1 or FIG. 11. Accordingly, reference may be made to elements of other examples for purpose of illustrating a suitable component for performing a step or sub-step being described.

[0180] With reference to FIG. 12, the system **1100** may obtain social network content for one or more users of a user base (**1210**). The user base may correspond to, for example, users of system **100**, who may answer questions and have their knowledge evaluated to correlate their knowledge with health and mortality outcomes. Accordingly, the social network content may be determined using, for example, social network connectors **1118**, which automatically retrieve content for individual users, or for a group of users in bulk.

[0181] SNCA component **1108** may analyze the social network content to determine one or more attributes for each user (**1220**). The text analysis logic **1114** of the SNCA component **1108** can include text analysis, which analyzes keywords, placement of keywords, and contextual data of key words and other text on a user's social networking page (**1222**). The key words can be filtered or correlated to a set of attributes, which are predetermined to a definition of a lifestyle category.

[0182] As an addition or alternative, the SNCA component **1108** may include the image analysis logic **1112**, which can

execute to recognize predetermined objects which are deemed markers of a particular lifestyle category (1224). For example, the system 1100 may use the image analysis logic 1112 to recognize the tips of lit cigarettes, in order to determine an attribute for the lifestyle category of a smoker. Similarly, the system 1100 may use the image analysis logic 1112 to recognize cooked meat, such as a turkey or burger, in order to determine an attribute for non-vegan.

[0183] Still further, the affiliation logic 1116 may identify affiliations, such as in the form of social connections with other users or associations (1226). Some affiliations to associations, for example, may be identified as an attribute which are relevant to a particular lifestyle (e.g., SPCA, for vegan). The affiliation logic 1116 may also identify social network content of other users to obtain and analyze.

[0184] In determining the attributes, the system 1100 may also determine an associated confidence score, which can relate to the confidence of the determination (1228). As an addition or alternative, the confidence score can measure the likely link between the user and the determined attribute. For example, a weak link (e.g., picture of turkey without the user at the table) may be indicated by a lower score than a strong link (e.g., user at table with turkey)

[0185] According to some examples, the system 1100 may determine a lifestyle category for the user based at least in part on the determined attributes (1230). The system 1100 may employ, for example, the user categorization system 1102, which can implement one or more models, rules or other logic to predict the a lifestyle category for the user. The predicted lifestyle category may be associated with a confidence score, indicating the certainty of the determination.

[0186] FIG. 13 illustrates a health determination system for determining health-based products and services, according to one or more embodiments. According to some examples, a health determination system 1300 includes one or more health determination components which individually or collectively predict a health-related aspect of the user. The health-related aspect may correspond to, for example, a characterization (e.g., quantitative or qualitative) of the user's overall health. As an addition or variation, the determined health-related aspect may be predictive of a relative health of the user, based on a demographic parameter such as age and race of the user. Still further, the determined health-related aspect may be predictive of longevity, mortality or morbidity.

[0187] According to one implementation, a knowledge determination component 1310 provides an output that correlates a user's knowledge of health-related assertions to a health or mortality outcome. In some examples, the knowledge determination component 1310 may be implemented using a system such as described with FIG. 1, and an output of the knowledge determination component 1310 may correspond to a knowledge correlative determination 1336. The knowledge correlative determination 1336 may represent a value that correlates a knowledge of the user about a health topic to a predictive health outcome. In particular, the knowledge correlative determination 1336 may correspond to a score or parametric value that for example, is predictive of one or more of a health outcome of the user, a health state of the user, and/or a mortality of the user. The knowledge correlative determination 1336 may be provided as input to the user health services 1340, to select one or more health products or services.

[0188] A lifestyle categorization component 1320 may be implemented to programmatically determine a lifestyle category of a user (shown as "lifestyle determination 1334"). According to some examples, the lifestyle categorization component 1320 may receive social network content 1312 from one or more social network sites 1308. As described with an example of FIG. 11, the lifestyle categorization component 1320 may analyze text and image content, as well as affiliations of a given user's social network content, in order to make one or more lifestyle determinations 1334. The lifestyle determinations 1334 may identify categories, such as a dietary lifestyle (e.g., vegan) or a smoker lifestyle. Examples of specific lifestyle determinations 1334 include a classification of weightlifter, endurance athlete, a dieter, a person who practices preventative care, a triathlete or a person who has a low glycemic diet.

[0189] As described with other examples, the lifestyle determinations may be determined as confidence scores, using, for example, random forest or neural network algorithms. The algorithms may be trained off of users self reported habits, and compared to results determined from analyzing posts of individual users.

[0190] A user health model 1330 may predict a health profile of a user based on input that includes one or more of (i) knowledge correlation determination 1336 of the knowledge determination component 1310, and/or (ii) lifestyle determinations 1334 as determined from the lifestyle categorization component 1320. As an addition or alternative, the health determination system 1300 may utilize user biological input 1302, which can include information such as hip-to-waist ratio, triglyceride levels of the user, the user weight, body mass index ("BMI") or other information. As another addition or variation, the user health model 1330 may use social network content 1312 as input. The user health model 1330 may implement any one or more algorithms, to determine health profiles 1332 for individual users. In some examples, the health profiles 1332 may include classifications of the user's overall health or mortality. The classifications may be quantitative. Additionally, the classifications may be provided with a confidence score, indicating, for example, a probability that the classification for the user is accurate.

[0191] The user health services 1340 may include functionality to select a health service or product for the user. The health service or product may be of a type in which a price or other material aspect is dependent on a health of the user. The user health services 1340 may use inputs, corresponding to, for example, one or more of the health profile 1332, lifestyle determinations 1334, and/or the knowledge correlative determinations 1336. The user health services 1340 may include functionality 1342 to select a health service or product for the user. The health service or product may be of a type in which a price or other material aspect is dependent on a health of the user. Based on one or more of the inputs, the user health services 1340 may determine if a user may qualify for a health product or service, which includes various forms of life and health insurance. As an alternative or variation, the user health services 1340 may include functionality 1344 for determine a pricing for the product or service. The pricing may correspond to, for example, a price for a premium or deductible (e.g., or discount for same).

[0192] According to some examples, the user health services 1340 may determine a premium or deductible for a health or life insurance based on a predicted life expectancy

of the user. In variations, the user health services **1340** may determine the premium or life expectancy based on information about the user and a class or sub-class of the user. The information about the user may be determined by one or more of (i) a knowledge correlative determination **1336** of the user, (ii) the biological input **1302** provided by the user. Thus, the user health services **1340** may utilize both personal information and information about a class or sub-class of the user.

What is claimed is:

**1.** An automated method for utilizing information about a user, the method being implemented by one or more processors and comprising:

obtaining social network content from a user;  
analyzing the social network content to determine one or more attributes; and  
predicting a lifestyle category of the user based at least in part on the determined one or more attributes.

**2.** The method of claim **1**, wherein analyzing the social network content includes analyzing at least one of image content or text content to determine a set of one or more attributes, each attribute in the set of one or more attributes being an indicator for or against a corresponding lifestyle category.

**3.** The method of claim **1**, wherein analyzing the social network content includes identifying one or more affiliations with the user from the social network content, and then using the one or more affiliations as an indicator for or against a corresponding lifestyle category.

**4.** The method of claim **3**, wherein using the one or more affiliations includes analyzing social network content from one or more of a spouse, sibling, child, parent, employer or close friend.

**5.** The method of claim **1**, wherein predicting the lifestyle category is performed without receiving user input.

**6.** The method of claim **1**, wherein predicting the lifestyle category is based at least in part on a knowledge of a user as to a collection of assertions.

**7.** The method of claim **1**, further comprising:  
providing a health benefit service to the user based on the predicted lifestyle category.

**8.** The method of claim **7**, wherein the health benefit service includes various forms of life insurance or health insurance.

**9.** The method of claim **8**, wherein providing the health benefit service includes determining whether a user may qualify for an insurance product based at least in part on the predicted lifestyle category.

**10.** The method of claim **8**, wherein providing the health benefit service includes determining a deductible or premium for the insurance.

**11.** The method of claim **1**, wherein the predicted category corresponds to a dietary lifestyle.

**12.** The method of claim **1**, wherein the predicted category corresponds to a smoker lifestyle.

**13.** A computer system comprising:  
a memory to store a set of instructions;  
one or more processors to execute the instructions to;  
obtain social network content from a user;  
analyze the social network content to determine one or more attributes; and  
predict a lifestyle category of the user based at least in part on the determined one or more attributes.

**14.** The computer system of claim **13**, wherein the one or more processors analyze the social network content by analyzing at least one of image content or text content to determine a set of one or more attributes, wherein each attribute in the set of one or more attributes is an indicator for or against a corresponding lifestyle category.

**15.** The computer system of claim **13**, wherein the one or more processors analyze the social network content by identifying one or more affiliations with the user from the social network content, and then using the one or more affiliations as an indicator for or against a corresponding lifestyle category.

**16.** The computer system of claim **15**, wherein the one or more processors use the one or more affiliations by analyzing social network content from one or more of a spouse, sibling, child, parent, employer or close friend.

**17.** The computer system of claim **13**, wherein the one or more processors predict the lifestyle category without receiving user input.

**18.** The computer system of claim **13**, wherein the one or more processors predict the lifestyle category based at least in part on a determined knowledge level of a user as to a collection of assertions.

**19.** The computer system of claim **13**, wherein the one or more processors execute the instructions to:  
provide a health benefit service to the user based on the predicted lifestyle category.

**20.** A non-transitory computer-readable medium that stores instructions, which when executed by one or more processors, cause the one or more processors to perform operations that include:

obtaining social network content from a user;  
analyzing the social network content to determine one or more attributes; and  
predicting a lifestyle category of the user based at least in part on the determined one or more attributes.

\* \* \* \* \*